


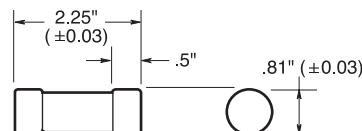
JFL

Class J 600Vac, 1 to 60A

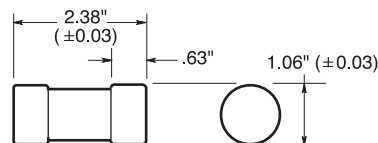
Quick-Acting, Current-Limiting Fuses



Dimensions (inches)



1A to 30A



35A to 60A

Catalog Symbol: JFL

Quick-Acting

Current-Limiting

Volts: 600Vac (or less)

Amps: 1 to 60A

IR: 200kA RMS Sym.

Agency Information: CE, UL Listed, Std. 248-8, Class J, Guide JDDZ, File E162363, CSA Certified, HRCI-J C22.2 No. 248.8, Class 1422-02, File 53787

Features

- Single-element, current-limiting fuses provide superior short-circuit protection.
- Protects low interrupting capacity circuit breakers. Limits the short-circuit current to meet the interrupting capacity requirements of existing equipment.
- On older systems available short-circuit current may exceed the interrupting capacity of the circuit breakers, fuses can be installed in series with existing equipment.
- Well suited for lighting and heating circuits and other non-inductive loads.
- Provides component short-circuit protection in compliance with NEC® 110-10, where protection devices shall clear a fault without "extensive damage" to the circuit components.
- High interrupting rating helps meet the requirements of future system expansion and the increases in available utility short-circuit current.
- Fuses can easily be selectively coordinated when sized per published coordination ratios.

Catalog Numbers (amps)

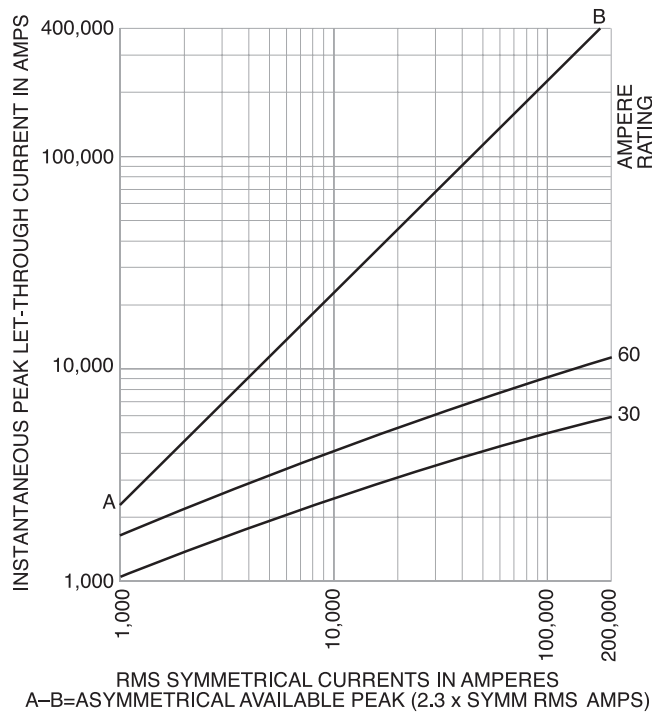
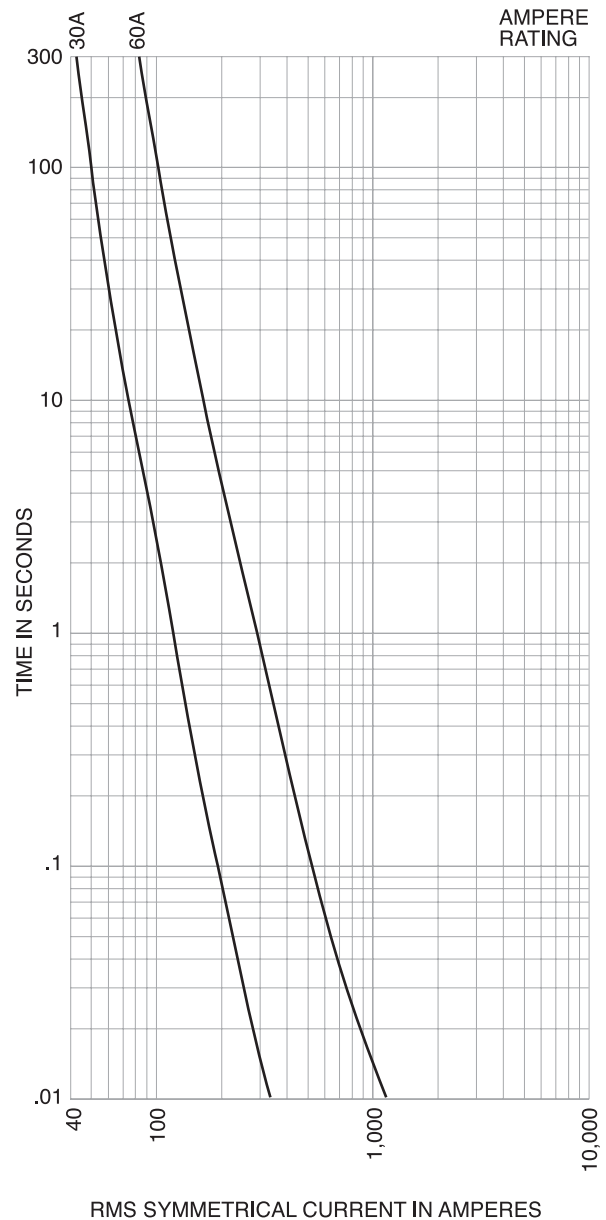
JFL1	JFL6	JFL20	JFL45
JFL2	JFL8	JFL25	JFL50
JFL3	JFL10	JFL30	JFL60
JFL4	JFL12	JFL35	
JFL5	JFL15	JFL40	

Carton Quantity and Weight

Amps	Carton Quantity	Weight per Carton	
		lbs	kg
1-30	10	0.95	0.43
35-60	10	1.175	0.53

Class J Fuse Blocks (600V) Catalog Data

Catalog Numbers						
Amps	Poles	Screw	Pressure Plate	Box Lug	Box Lug w/ Retaining Clip	Max. Wire Size
1-30	1	J60030-1S	J60030-1P	J60030-1C	J60030-1CR	S.P. #10Cu;
	2	J60030-2S	J60030-2P	J60030-2C	J60030-2CR	C #2CU/AL
	3	J60030-3S	J60030-3P	J60030-3C	J60030-3CR	
31-60	1	—	—	J60060-1C	J60060-1CR	
	2	—	—	J60060-2C	J60060-2CR	#2CU/AL
	3	—	—	J60060-3C	J60060-3CR	

JFL**Class J 600Vac, 1 to 60A****Quick-Acting, Current-Limiting Fuses****Current Limitation Curves****Time-Current Characteristic Curves- Average Melt**

The only controlled copy of this document is the electronic read-only version maintained by Cooper Bussmann. All other copies of this document are by definition uncontrolled. This bulletin is intended to clearly present comprehensive product data and provide technical information that will help the end user with design applications. Cooper Bussmann reserves the right, without notice, to change design or construction of any products and to discontinue or limit distribution of any products. Cooper Bussmann also reserves the right to change or update, without notice, any technical information contained in this bulletin. Once a product has been selected, it should be tested by the user in all possible applications.