



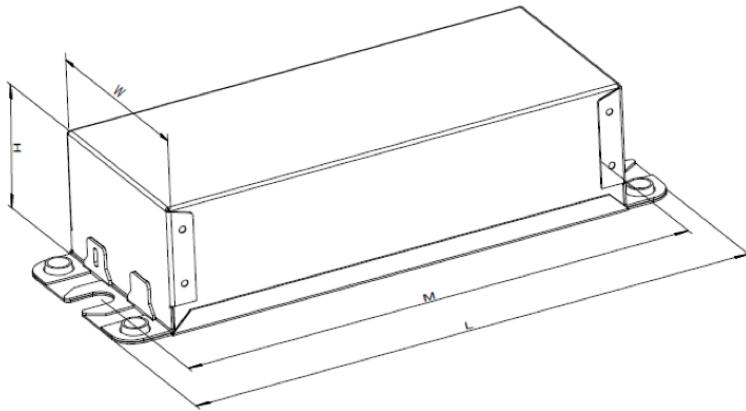
Long-lasting and low maintenance, LED-based light sources are an excellent solution for all lighting applications. For optimal performance, these solutions require reliable drivers matching the long lifetime of the LEDs. **The Advance Xitanium LED Outdoor Driver portfolio** offers a range of products specially designed to operate LED solutions in outdoor applications. These drivers are designed for hard-wired integration into outdoor luminaires for the most rugged applications. They operate to specification under wide temperature and electrical ranges to ensure reliability.

### Specifications

Input Voltage (Vrms)	Output Power (W)	Output Voltage (V)	Output Current (A)	Efficiency@ Max Load and 70°C Case	Max. Case Temp. (°C)	Input Current (Arms)	Max. Input Power (W)	Inrush Current (A <sub>pk</sub> /10%-µs)	THD @ Max. Load	Power Factor @ Max. Load	Surge Protection Common/ Diff (KV)	Weight (Lbs/kgs)	Envir. Protection Rating
120	75	43 - 107	0.70	90.5	80	0.70	84	36 / 223	<10%	>0.95	4/4	1.53/0.57	UL Dry & Damp
277				92.5		0.30		92 / 188	<10%				

### Enclosure

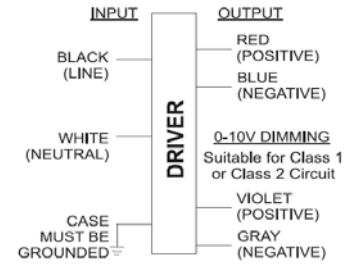
	In. (mm)
Case Length	5.43 (138.00)
Case Width	2.32 (59.00)
Case Height	1.50 (38.00)
Mounting Length	5.98 (152.00)
Mounting Width	1.69 (42.88)
Overall Length	6.61 (168.00)



### UL Conditions of Acceptability:

Please contact your representative for a copy of the latest UL Conditions of Acceptability (COA).

### Wiring Diagram



Input and output use lead-wires.

Lead-wires are 18AWG 105C/600V solid copper per UL1452.

Lead Length outside enclosure: 270 mm (±30mm) on input, output and dimming wires.

Dimming	Dimming Range	Minimum Output Current (A)	Other Comments
0-10V Analog Class 1 and 2 Wiring	10% ~ 100%	0.07	Dimming source current: 150 µA (±3%)

# Xitanium XI075C070V105CNY2

75W 120-277V 0.70A 0-10V

## Electrical Specifications

All the specifications are typical and at 25°C Tcase unless specified otherwise.

### Features

- 50,000+ hour lifetime<sup>1</sup>
- Isolated 0-10V dimming
- New housing with high thermal capability

### Benefits

- Enables long life luminaire designs
- Helps to maximize energy savings and allows application specific light levels
- Allows luminaire designs for ambient environments

### Application

- Area
- Roadway
- Parking garages
- Floodlights

1. Advance Xitanium LED Drivers are designed and manufactured to engineering standards correlating to an average life expectancy of 50,000 hours of operation at maximum rated case temperature. Minimum 90% survivals based on MTBF modeling.

## Product Data

Order Information	
Order Code	XI075C070V105CNY2M
Full Product Code	XI075C070V105CNY2M (Mid-Pack, 12pcs/Box)
Full Product Name	XITANIUM 75W 0.70A 0-10V Dimming
Line Voltage	120-277Vac_rms
Line Current	0.70A @ 120V, 0.30A @ 277V
Line Frequency	50/60Hz
Min. Mains Voltage Operational	108V
Max. Mains Voltage Operational	305V
THD (total)	Refer to graph
Power Factor (PF)	Refer to graph
Efficiency	Refer to graph
Inrush Current	Per NEMA 410
Lightning Surge Protection	Refer to table
Output Information	
Output Voltage Range	43Vdc to 107Vdc
Maximum Open Circuit Voltage	180Vdc
Output Current (ripple = peak to average / average)	15% max @ max Iout and max Vout Low frequency ( $\leq 120$ Hz) content $< 5\%$
Protections	Short Circuit and Open Circuit Protection for LED + and LED -
Operating Ambient Temp. Range	-40°C to +55°C
Max Case Temperature (Tcase)	80°C
Features	
Interfaces	0-10V Dimming
0-10V Dimming Specifications	150 $\mu$ A $\pm$ 3% source current from driver. See dim curve for detail.
Environment & Approbation	
Environmental Protection Rating	UL dry and damp
Agency Approbations	UL879, UL1012, UL935, (cRUs/CSA)
Electromagnetic Compliance	FCC Title 47 Part 15 Class A
Isolation	Refer to table
Audible Noise	$< 24$ dB Class A

# Xitanium XI075C070V105CNY2

75W 120-277V 0.70A 0-10V

## Electrical Specifications

All the specifications are typical and at 25°C Tcase unless specified otherwise.

### 0-10V Dimming Curve:

Dimming source current from the driver: 150µA (±3%) (@ 0<Vdim<8V)

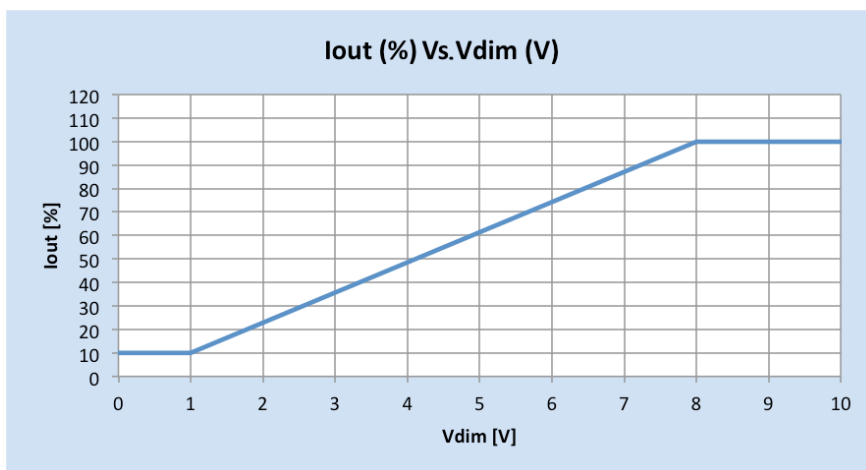
LED Current Tolerance at 700mA ≤ 5% over temperature and component variations.

Minimum Dim Level (nominal): 70 mA

Maximum output voltage on the dimming wires: 12V

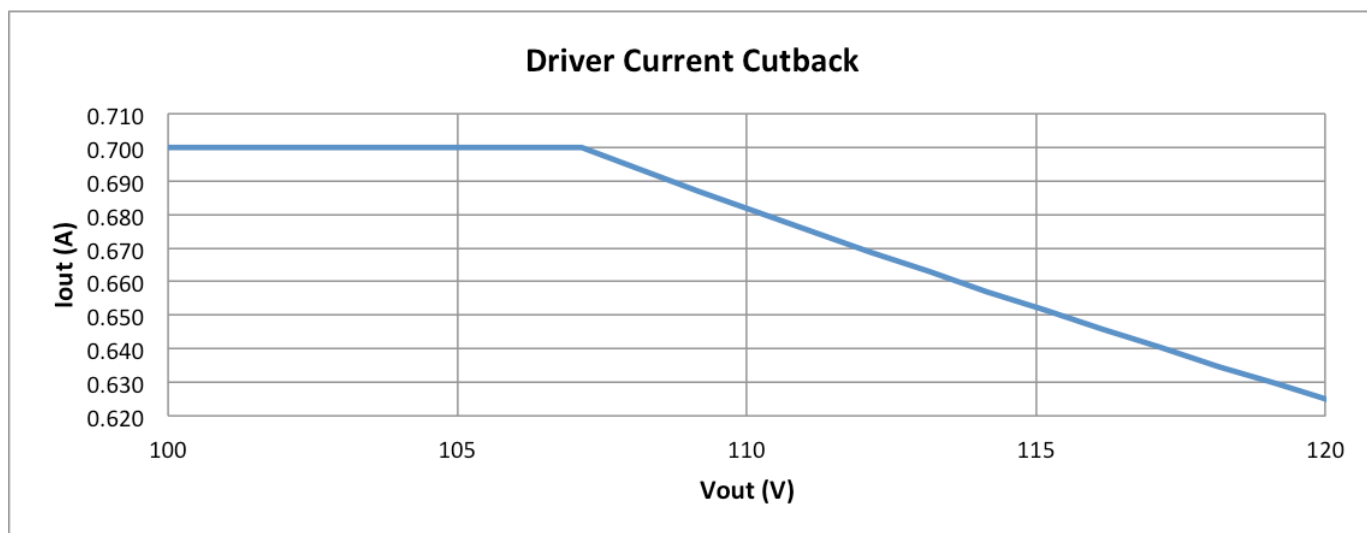
### Approved Dimmer List

Manufacturer	Manufacturer Part Number
Lutron	Visit <a href="http://www.lutron.com/advance">www.lutron.com/advance</a> for a list of dimmers (Mark VII) that will work with sthis driver
Leviton	IllumaTech IP7 series
Advance	Sunrise - SR1200ZTUNV



### Driver Current Cutback

The Driver Current Cutback feature provides for an increased output voltage with a reduced output current during abnormal LED operation, such as cold weather starting.



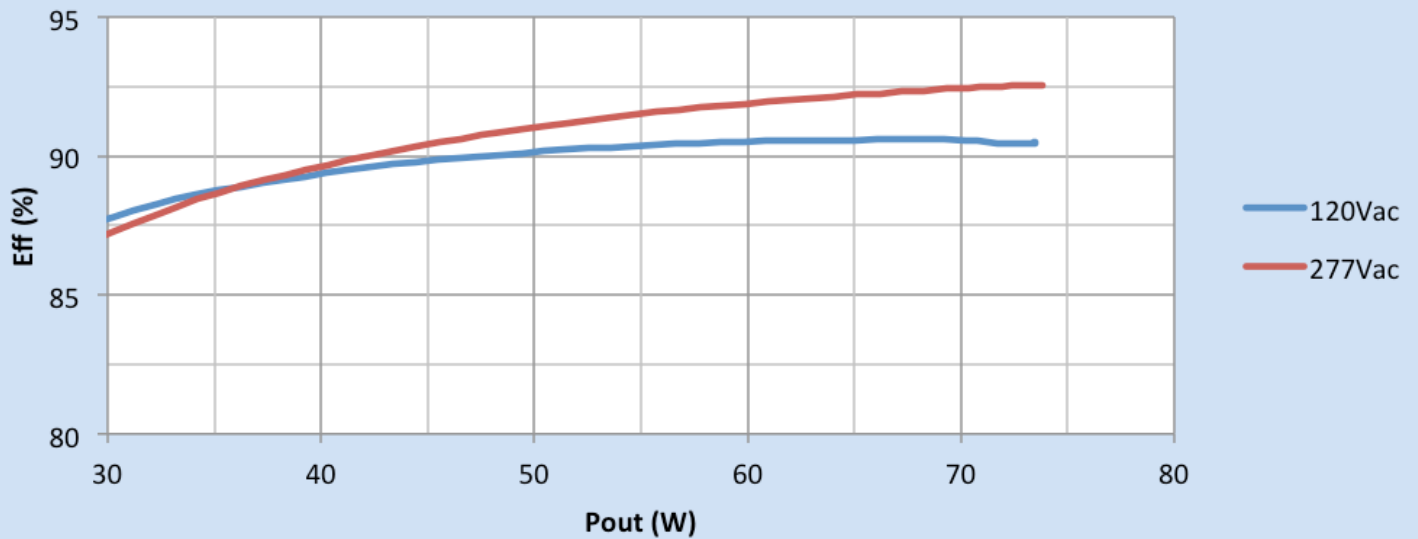
# Xitanium XI075C070V105CNY2

75W 120-277V 0.70A 0-10V

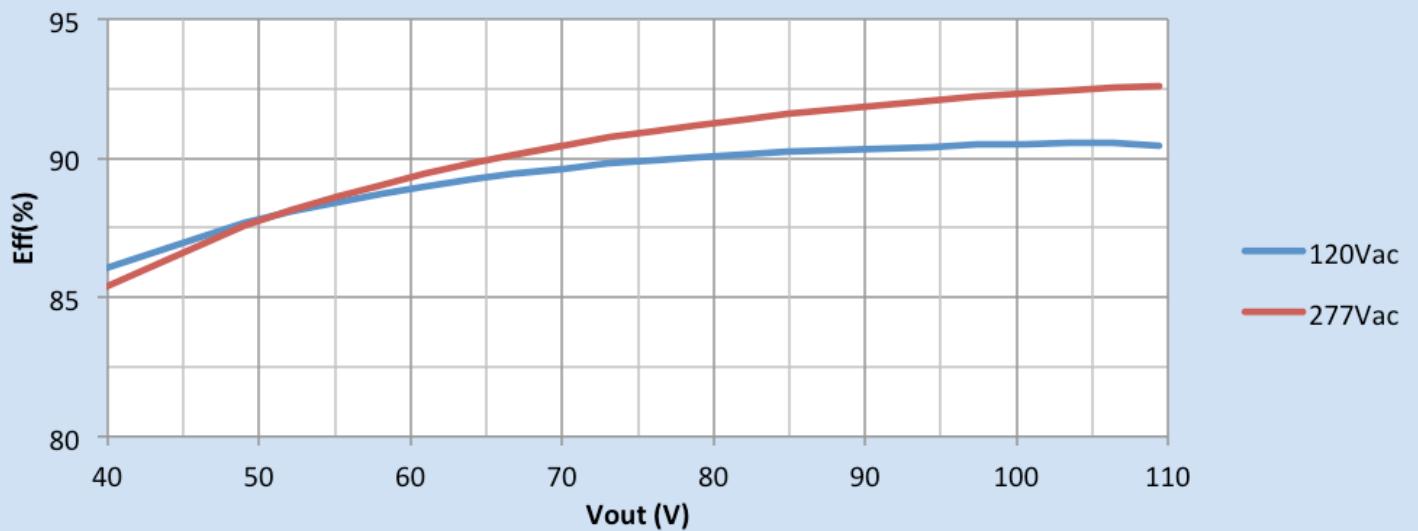
## Performance Characteristics

Based on measurements on a typical sample. The accuracy of the measurements is within the tolerance of the measurement instruments. The graphs are meant to be a guideline and not a specification.

### Efficiency vs. Output Power @Tc=70 °C



### Efficiency vs. Vout @ Tc=70 °C Iout=0.70A

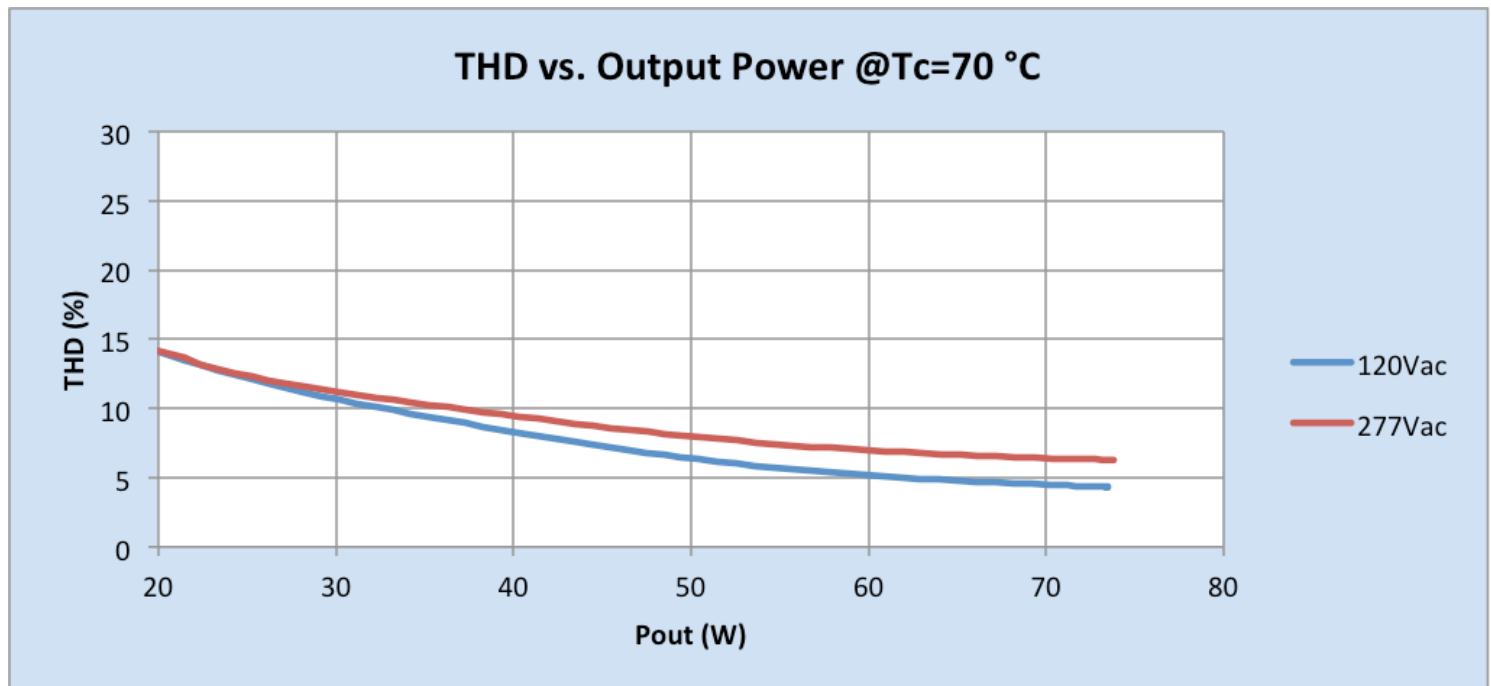
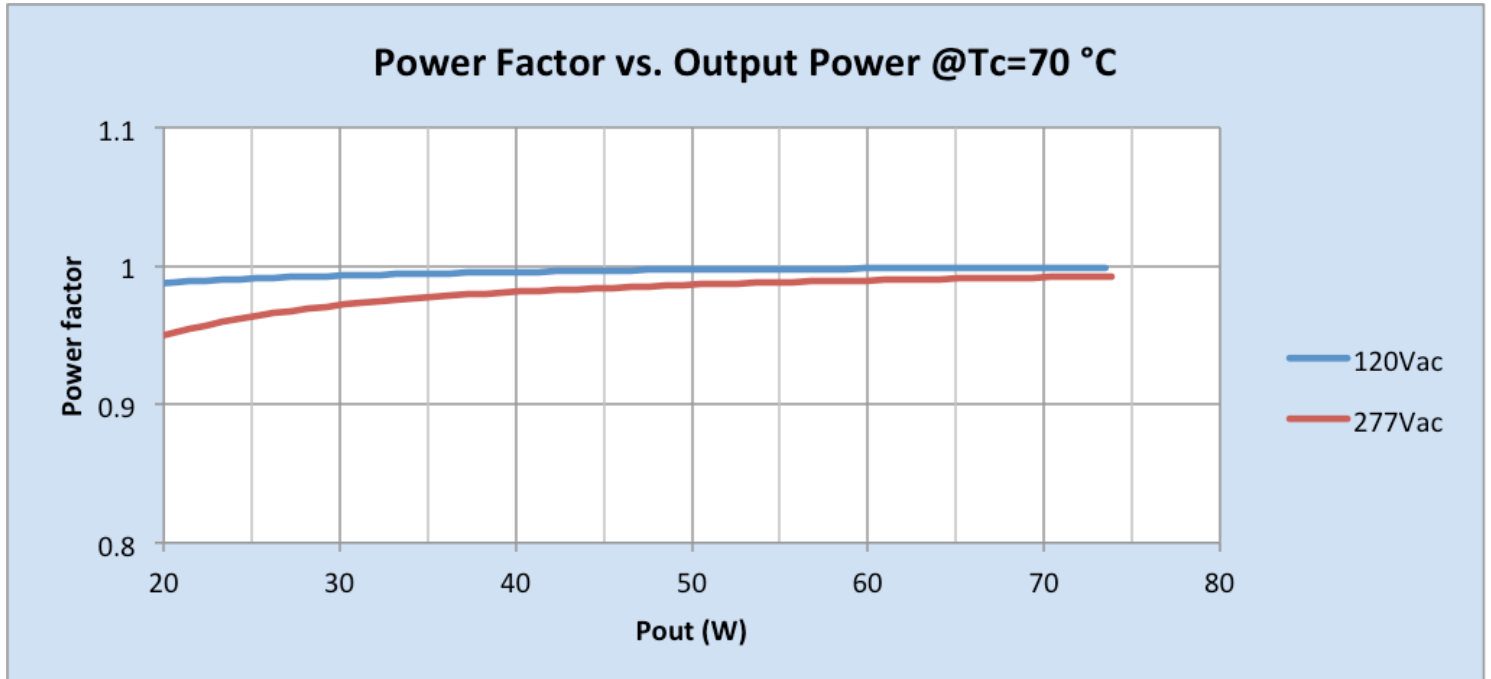


# Xitanium XI075C070V105CNY2

75W 120-277V 0.70A 0-10V

## Performance Characteristics

Based on measurements on a typical sample. The accuracy of the measurements is within the tolerance of the measurement instruments. The graphs are meant to be a guideline and not a specification.



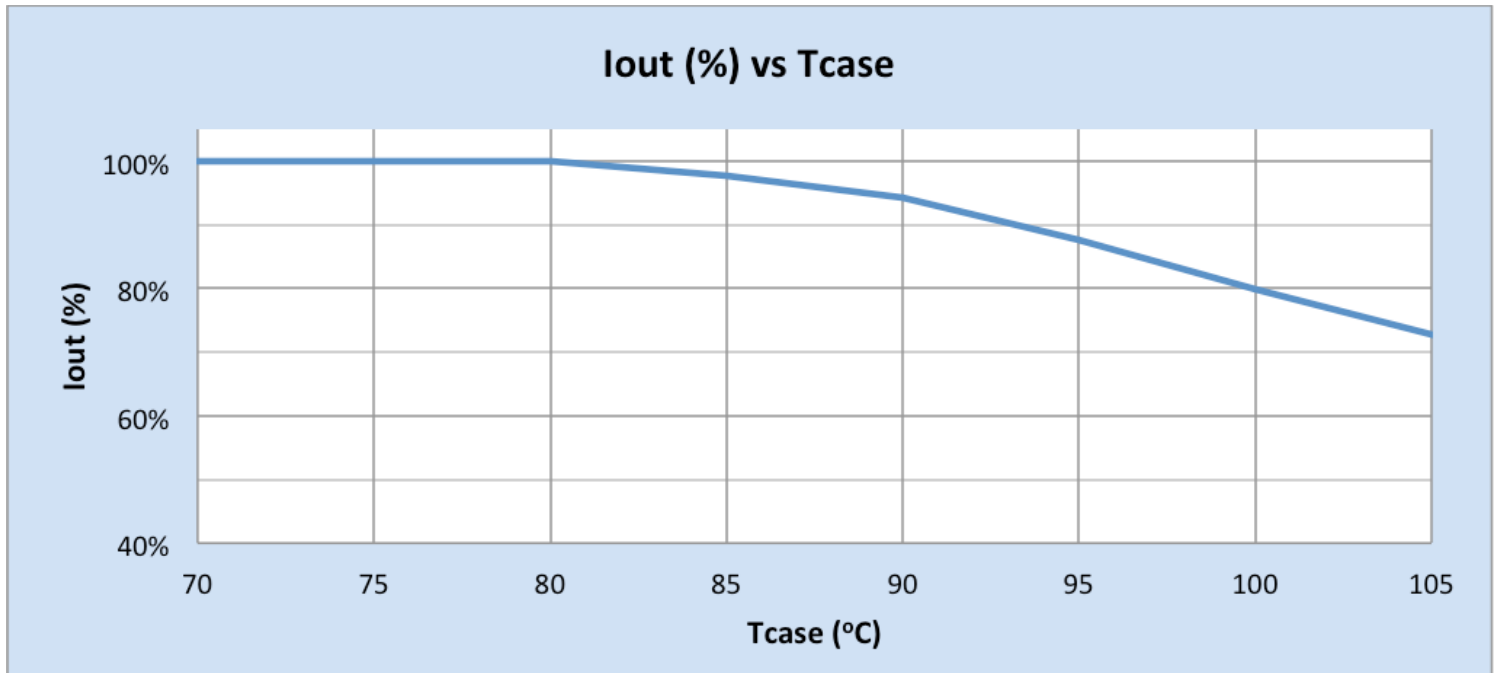
# Xitanium XI075C070V105CNY2

75W 120-277V 0.70A 0-10V

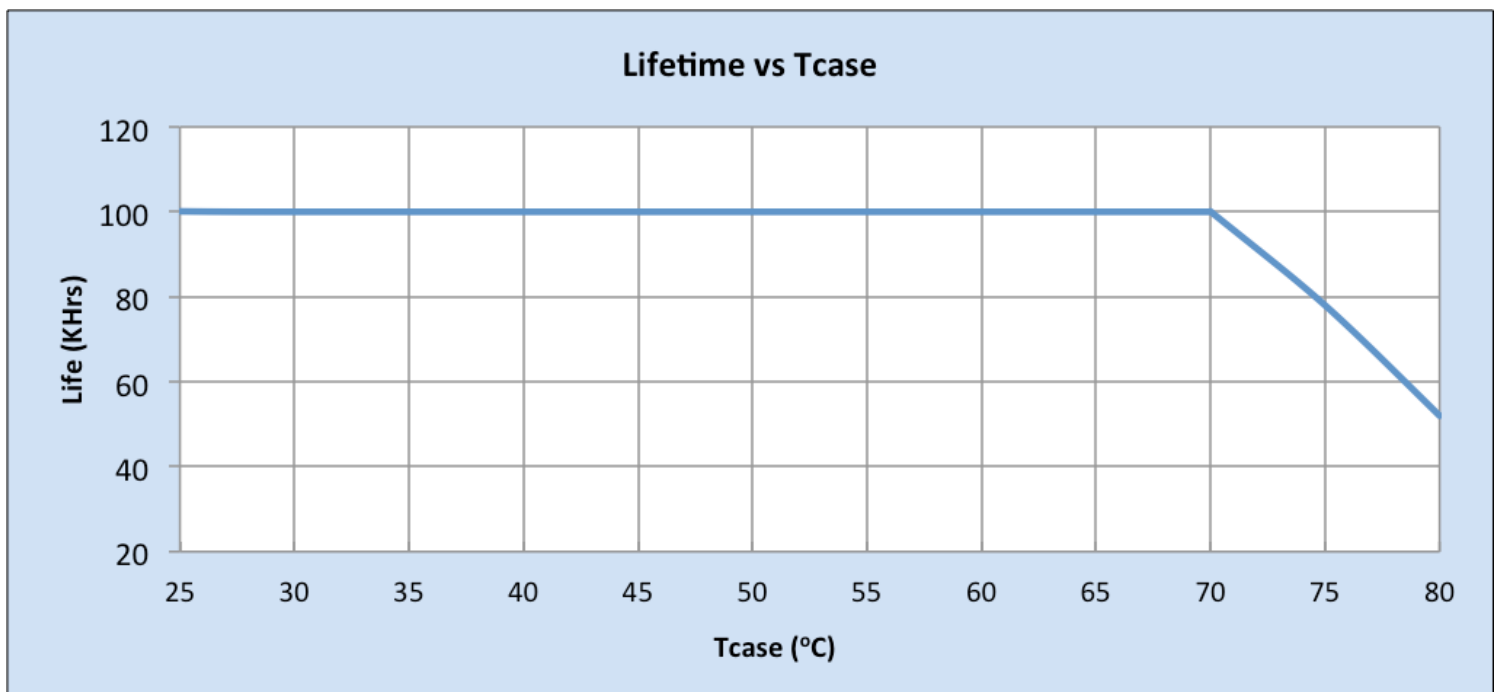
## Electrical Specifications

All the specifications are typical and at 25°C Tcase unless specified otherwise.

### Output Current vs. Driver Case Temperature:



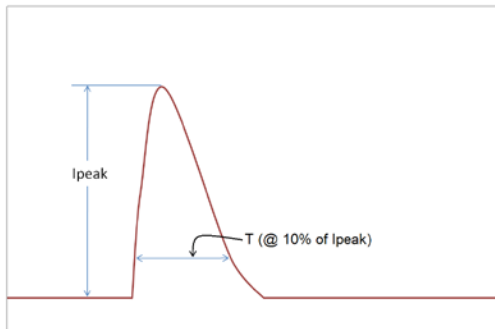
### Driver Lifetime vs. Driver Case Temperature:



# Xitanium XI075C070V105CNY2

75W 120-277V 0.70A 0-10V

## Inrush Current Info:



Vin	Ipeak	T (@ 10% of Ipeak)
120 Vrms	36A	223μs
277 Vrms	92A	188μs

Inrush current is measured at peak of the corresponding line voltage, source impedance per NEMA 410.

## Lightning Surge Info:

ANSI Surge Type	Differential Mode (L-N)	Common Mode (L-G, N-G, L&N-G)
1.2/50μs Combination Wave (w/t 2Ω)	4kV	4kV

## Isolation:

Isolation	Input	Output	0-10V (Class 1 & 2)	Enclosure
Input	NA	2xU+1kV	2.5KVac	2xU+1kV
Output	2xU+1kV	NA	2.5KVac	2xU+1kV
0-10V (Class 1 & 2)	2.5KVac	2.5KVac	NA	2xU+1kV
Enclosure	2xU+1kV	2xU+1kV	2xU+1kV	NA



The information presented in this document is not intended as any commercial offer and does not form part of any quotation or contract.

