BEACON
design . performance . technology

DATE:	LOCATION:
TYPE:	PROJECT:
CATALOG #:	

VIPER Area/Site

VIPER LUMINAIRE

MICRO STRIKE | OPTICS STRIKE

FEATURES

- Low profile LED area/site luminaire with a variety of IES distributions for lighting applications such as auto dealership, retail, commercial, and campus parking lots
- Featuring two different optical technologies, Strike and Micro Strike Optics, which provide the best distribution patterns for retrofit or new construction
- Rated for high vibration applications including bridges and overpasses. All sizes are rated for 1.5G
- Control options including photo control, occupancy sensing, NX Lighting Controls™, LightGRID+ and 7-Pin with networked controls
- New customizable lumen output feature allows for the wattage and lumen output to be customized in the factory to meet whatever specification requirements may entail
- Field interchangeable mounting provides additional flexibility after the fixture has shipped

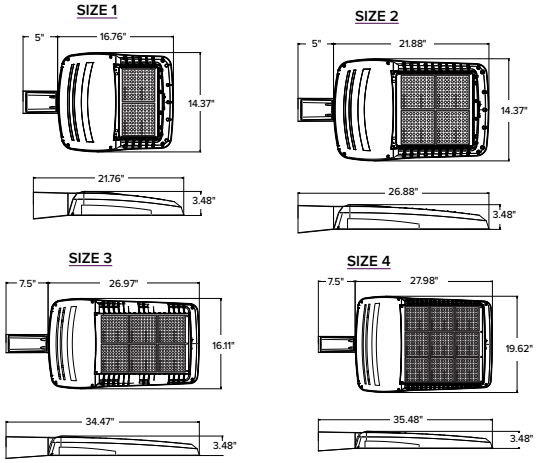

c UL us IP65 | DLC LISTED | DLC LISTED PREMIUM | DARKSKY APPROVED Reduces light pollution | BAA | TAA

CONTROL TECHNOLOGY

NX CONNECT | NX WIRED | NX WIRELESS | LIGHTGRID+

SERVICE PROGRAMS

STOCK | QS10

SPECIFICATIONS

CONSTRUCTION

- Die-cast housing with hidden vertical heat fins are optimal for heat dissipation while keeping a clean smooth outer surface
- Corrosion resistant, die-cast aluminum housing with 1000 hour powder coat paint finish
- External hardware is corrosion resistant

OPTICS

- Micro Strike Optics (160, 320, 480, or 720 LED counts) maximize uniformity in applications and come standard with mid-power LEDs which evenly illuminate the entire luminous surface area to provide a low glare appearance. Catalog logic found on page 2
- Strike Optics (36, 72, 108, or 162 LED counts) provide best in class distributions and maximum pole spacing in new applications with high powered LEDs. Strike optics are held in place with a polycarbonate bezel to mimic the appearance of the Micro Strike Optics so both solutions can be combined on the same application. Catalog logic found on page 3
- Both optics maximize target zone illumination with minimal losses at the house-side, reducing light trespass issues. Additional backlight control shields and house side shields can be added for further reduction of illumination behind the pole
- One-piece silicone gasket ensures a weatherproof seal
- Zero up-light at 0 degrees of tilt
- Field rotatable optics

INSTALLATION

- Mounting patterns for each arm can be found on page 11
- Optional universal mounting block for ease of installation during retrofit applications. Available as an option (ASQU) or accessory for square and round poles
- All mounting hardware included
- Knuckle arm fitter option available for 2-3/8" OD tenon
- For products with EPA less than 1 mounted to a pole greater that 20ft, a vibration damper is recommended

ELECTRICAL

- Universal 120-277 VAC or 347-480 VAC input voltage, 50/60 Hz
- Ambient operating temperature -40˚C to 40˚C
- Drivers have greater than 90% power factor and less than 20% THD
- LED drivers have output power over-voltage, over-current protection and short circuit protection with auto recovery
- Field replaceable surge protection device provides 20kA protection meeting ANSI/ IEEE C62.41.2 Category C High and Surge Location Category C3; Automatically takes fixture off-line for protection when device is compromised
- Dual Driver option provides 2 drivers within luminaire but only one set of leads exiting the luminaire, where Dual Power Feed provides two drivers which can be wired independently as two sets of leads are extended from the luminaire. Both options cannot be combined

CONTROLS

- Photo control, occupancy sensor programmable controls, and Zigbee wireless controls available for complete on/off and dimming control
- Please consult brand or sales representative when combining control and electrical options as some combinations may not operate as anticipated depending on your application
- 7-pin ANSI C136.41-2013 photocontrol receptacle option available for twist lock photocontrols or wireless control modules (control accessories sold separately)
- 0-10V Dimming Drivers are standard.
- NX Lighting Controls™ available with in fixture wireless control module, features dimming and occupancy sensor
- LightGRID+ available with in fixture wireless control module, features dimming and occupancy sensor. Also available in 7-pin configuration

	EPA				
	VP1 (Size 1)	VP2 (Size 2)	VP3 (Size 3)	VP4 (Size 4)	Config.
Single Fixture	0.454	0.555	0.655	0.698	
Two at 180	0.908	1.110	1.310	1.396	
Two at 90	0.583	0.711	0.857	0.948	
Three at 90	1.037	1.266	1.512	1.646	
Three at 120	0.943	1.155	1.392	1.680	
Four at 90	1.166	1.422	1.714	1.896	

CERTIFICATIONS

- DLC® (DesignLights Consortium Qualified), with some Premium Qualified configurations. Not all product variations listed in this document are DLC® qualified. Refer to http://www.designlights.org for the most up-to-date list.
- Listed to UL1598 and CSA C22.2#250.0-24 for wet locations and 40˚C ambient temperatures
- 1.5 G rated for ANSI C136.31 high vibration applications
- Fixture is IP65 rated
- Meets IDA recommendations using 3K CCT configuration at 0 degrees of tilt
- This product meets federal procurement law requirements under the Buy American Act (FAR 52.225-9) and Trade Agreements Act (FAR 52.225-11). See Buy America(n) Solutions (link to https://www.currentlighting.com/resources/america-solutions).
- FCC CFR Title 47 Part 15, Class A

WARRANTY

- 5 year warranty

© 2024-2025 Current Lighting Solutions, LLC. All rights reserved. Information and specifications subject to change without notice. All values are design or typical values when measured under laboratory conditions.

BEACON
design . performance . technology

DATE:	LOCATION:
TYPE:	PROJECT:
CATALOG #:	

VIPER Area/Site

VIPER LUMINAIRE

MICROSTRIKE OPTICS – ORDERING GUIDE

Gray Shading = Service Program Limit of 15 luminaires

QS10

Example: VP–2–320L-145–3K7–2–R–UNV–A3–BLT

CATALOG #

VP –

Series

VP	Viper Area

Optic Platform

BLANK	Micro Strike

Size

1	Size 1
2	Size 2
3	Size 3
4	Size 4

Light Engine

160L-35 [6]	35W - 5,500 Lumens
160L-50 [6]	50W - 7,500 Lumens
160L-75	75W - 10,000 Lumens
160L-100	100W - 12,500 Lumens
160L-115	115W - 15,000 Lumens
160L-135	135W - 18,000 Lumens
160L-160	160W - 21,000 Lumens
320L-145	145W - 21,000 Lumens
320L-170	170W - 24,000 Lumens
320L-185	185W - 27,000 Lumens
320L-210	210W - 30,000 Lumens
320L-235	235W - 33,000 Lumens
320L-255	255W - 36,000 Lumens
320L-315 [6]	315W - 40,000 Lumens
480L-285	285W - 40,000 Lumens
480L-320	320W - 44,000 Lumens
480L-340	340W - 48,000 Lumens
480L-390	390W - 52,000 Lumens
480L-425	425W - 55,000 Lumens
480L-470	470W - 60,000 Lumens
720L-435	435W - 60,000 Lumens
720L-475	475W - 65,000 Lumens
720L-515	515W - 70,000 Lumens
720L-565 [6]	565W - 75,000 Lumens
720L-600 [6]	600W - 80,000 Lumens
CLO	Custom Lumen Output [1]

CCT/CRI

AP	AP-Amber Phosphor Converted
27K8	2700K, 80 CRI
3K7	3000K, 70 CRI
3K8	3000K, 80 CRI
35K8	3500K, 80 CRI
3K9	3000K, 90 CRI
4K7	4000K, 70 CRI
4K8	4000K, 80 CRI
4K9	4000K, 90 CRI
5K7	5000K, 70 CRI
5K8	5000K, 80 CRI
BLUE	BLUE 450-455 nm

Distribution

2	Type 2
3	Type 3
4F	Type 4 Forward
4W	Type 4 Wide
5QW	Type 5 Square Wide

Optic Rotation

BLANK	**No Rotation**
L	Optic rotation left
R	Optic rotation right

Voltage

UNV	120-277V
120	120V
208	208V
240	240V
277	277V
347	347V
480	480V

Mounting

A	Arm mount for square pole (B3 Drill Pattern) (Does not include round pole adapter)
A_	Arm mount for round pole [2]
ASQU	Universal arm mount for square pole. Can be used with B3 or S2 Drill Pattern
A_U	Universal arm mount for round pole [2]
AAU	Adjustable arm for pole mounting (universal drill pattern)
AA_U	Adjustable arm mount for round pole [2]
ADU	Decorative upswept Arm (universal drill pattern)
AD_U	Decorative upswept arm mount for round pole [2]
MAF	Mast arm fitter for 2-3/8" OD horizontal arm
K	Knuckle
T	Trunnion
WB	Wall Bracket, horizontal tenon with MAF
WM	Wall mount bracket with decorative upswept arm
WA	Wall mount bracket with adjustable arm

Color

BLT	Black Matte Textured
BLS	Black Gloss Smooth
DBT	Dark Bronze Matte Textured
DBS	Dark Bronze Gloss Smooth
GTT	Graphite Matte Textured
LGS	Light Grey Gloss Smooth
LGT	Light Grey Gloss Textured
PSS	Platinum Silver Smooth
WHT	White Matte Textured
WHS	White Gloss Smooth
VGT	Verde Green Textured

Color Option

CC	Custom Color

Options

F	Fusing
2PF	Dual Power Feed
2DR	Dual Driver
TE	Tooless Entry
BC	Backlight Control [8]
TB	Terminal Block
LS	Lumen Switch

Network Control Options

NXWS-16F	NX Networked Wireless Enabled Integral NXSMP2-LMO PIR Occupancy Sensor with Automatic Dimming Photocell and Bluetooth Programming [1,3,4]
NXWS-40F	NX Networked Wireless Enabled Integral NXSMP2-HMO PIR Occupancy Sensor with Automatic Dimming Photocell and Bluetooth Programming [1,3,4]
NXW	NX Networked Wireless Radio Module NXRM2 and Bluetooth Programming, without Sensor [3,4]
WIR	LightGRID+ In-Fixture Module [3,4]
WIRSC-14F	LightGRID+ Module and Occupancy Sensor 14ft Mounting height [3,4]
WIRSC-40F	LightGRID+ Module and Occupancy Sensor 40ft Mounting height [3,4]

Stand Alone Sensors

BTS-14F	Bluetooth® Programmable, BTSMP-LMO PIR Occupancy Sensor with Automatic Dimming Photocell and 360° Lens
BTS-40F	Bluetooth® Programmable, BTSMP-HMO PIR Occupancy Sensor with Automatic Dimming Photocell and 360° Lens
BTSO-12F	Bluetooth® Programmable, BTSMP-OMNI-O PIR Occupancy Sensor with Automatic Dimming Photocell and 360° Lens
7PR	7-Pin Receptacle [4]
7PR-SC	7-Pin Receptacle with shorting cap [4]
7PR-TL	7-Pin PCR with NEMA photocontrol [4]
3PR	3-Pin Receptacle [4]
3PR-SC	3-Pin receptacle with shorting cap [4]
3PR-TL	3-Pin PCR with NEMA photocontrol [4]

Programmed Controls

SCP-_F	Sensor Control Programmable, 8F or 40F [9]
ADD	AutoDim Timer Based Dimming [10]
ADT	AutoDim Time of Day Dimming [10]

1 – Items with a grey background can be done as a custom order. Contact brand representative for more information
2 – Replace "_" with "3" for 3.5"-4.13" OD pole, "4" for 4.18"-5.25" OD pole, "5" for 5.5"-6.5" OD pole
3 – Networked Controls cannot be combined with other control options
4 – Not available with 2PF option
5 – Not available with Dual Driver option
6 – Some voltage restrictions may apply when combined with controls
7 – Not available with 480V
8 – BC not available on 4F and type 5 distributions
9 – At least one SCPREMOTE required to program SCP motion sensor. Must select 8ft or 40ft.
10 - Please refer to page 8 for AutoDim ordering guide

© 2024-2025 Current Lighting Solutions, LLC. All rights reserved. Information and specifications subject to change without notice. All values are design or typical values when measured under laboratory conditions.

BEACON
design . performance . technology

VIPER Area/Site

VIPER LUMINAIRE

DATE:	LOCATION:
TYPE:	PROJECT:
CATALOG #:	

STRIKE OPTIC – ORDERING GUIDE

Example: VP–ST–1–36L-39–3K7–2–UNV–A–BLT

CATALOG #

VP –

Series

VP	Viper Area

Optic Platform

ST	Strike Optics

Size

1	Size 1
2	Size 2
3	Size 3
4	Size 4

Light Engine

36L-39 [8]	39W - 5,500 Lumens
36L-55 [8]	55W - 7,500 Lumens
36L-85	85W - 10,000 Lumens
36L-105	105W - 12,500 Lumens
36L-120	120W - 15,000 Lumens
72L-115	115W - 15,000 Lumens
72L-145	145W - 18,000 Lumens
72L-180	180W - 21,000 Lumens
72L-210	210W - 24,000 Lumens
72L-240	240W - 27,000 Lumens
108L-215 [8]	215W - 27,000 Lumens
108L-250	250W - 30,000 Lumens
108L-280	280W - 33,000 Lumens
108L-325	325W - 36,000 Lumens
108L-365	365W - 40,000 Lumens
162L-320	320W - 40,000 Lumens
162L-365 [10]	365W - 44,000 Lumens
162L-405	405W - 48,000 Lumens
162L-445	445W - 52,000 Lumens
162L-485	485W - 55,000 Lumens
162L-545 [8]	545W - 60,000 Lumens
CLO	Custom Lumen Output [1]

CCT/CRI

27K8	2700K, 80 CRI
3K7	3000K, 70 CRI
3K8	3000K, 80 CRI
3K9	3000K, 90 CRI
35K8	3500K, 80 CRI
4K7	4000K, 70 CRI
4K8	4000K, 80 CRI
4K9	4000K, 90 CRI
5K7	5000K, 70 CRI
5K8	5000K, 80 CRI

Distribution

FR	Auto Front Row
2	Type 2
3	Type 3
4F	Type 4 Forward
4W	Type 4 Wide
5QN	Type 5 Square Narrow
5QW	Type 5 Square Wide
5QM	Type 5 Square Medium
5W	Type 5 Wide (Round)
5RW	Type 5 Rectangular
C	Corner Optic
TC	Tennis Court Optic

Optic Rotation

BLANK	**No Rotation**
L	Optic rotation left
R	Optic rotation right

Voltage

UNV	120-277V
120	120V
208	208V
240	240V
277	277V
347	347V
480	480V

Mounting

A	Arm mount for square pole (B3 Drill Pattern) (Does not include round pole adapter)
A_	Arm mount for round pole [3]
ASQU	Universal arm mount for square pole
A_U	Universal arm mount for round pole [3]
AAU	Adjustable arm for pole mounting (universal drill pattern)
AA_U	Adjustable arm mount for round pole [3]
ADU	Decorative upswept Arm (universal drill pattern)
AD_U	Decorative upswept arm mount for round pole [3]
MAF	Mast arm fitter for 2-3/8" OD horizontal arm
K	Knuckle
T	Trunnion
WB	Wall Bracket, horizontal tenon with MAF

Color

BLT	Black Matte Textured
BLS	Black Gloss Smooth
DBT	Dark Bronze Matte Textured
DBS	Dark Bronze Gloss Smooth
GTT	Graphite Matte Textured
LGS	Light Grey Gloss Smooth
LGT	Light Grey Gloss Textured
PSS	Platinum Silver Smooth
WHT	White Matte Textured
WHS	White Gloss Smooth
VGT	Verde Green Textured

Color Option

CC	Custom Color

Options

F	Fusing
E	Battery Backup [1,2,7,8,9]
2PF	Dual Power Feed
2DR	Dual Driver
TE	Tooless Entry
BC	Backlight Control
TB	Terminal Block
LS	Lumen Switch

Network Control Options

NXWS-16F	NX Networked Wireless Enabled Integral NXSMP2-LMO PIR Occupancy Sensor with Automatic Dimming Photocell and Bluetooth Programming [1,4,5]
NXWF-40F	NX Networked Wireless Enabled Integral NXSMP2-HMO PIR Occupancy Sensor with Automatic Dimming Photocell and Bluetooth Programming [1,4,5]
NXW	NX Networked Wireless Radio Module NXRM2 and Bluetooth Programming, without Sensor [4,5]
WIR	LightGRID+ In-Fixture Module [4,5]
WIRSC-14F	LightGRID+ Module and Occupancy Sensor 14ft Mounting height [4,5]
WIRSC-40F	LightGRID+ Module and Occupancy Sensor 40ft Mounting height [4,5]

Stand Alone Sensors

BTS-14F	Bluetooth® Programmable, BTSMP-LMO PIR Occupancy Sensor with Automatic Dimming Photocell and 360° Lens
BTS-40F	Bluetooth® Programmable, BTSMP-HMO PIR Occupancy Sensor with Automatic Dimming® Photocell and 360° Lens
BTSO-12F	Bluetooth® Programmable, BTSMP-OMNI-O PIR Occupancy Sensor with Automatic Dimming Photocell and 360° Lens
7PR	7-Pin Receptacle [4]
7PR-SC	7-Pin Receptacle with shorting cap [4]
7PR-TL	7-Pin PCR with NEMA photocontrol [4]
3PR	3-Pin Receptacle [4]
3PR-SC	3-Pin receptacle with shorting cap [4]
3PR-TL	3-Pin PCR with NEMA photocontrol [4]

Programmed Controls

SCP-_F	Sensor Control Programmable, 8F or 40F [11]
ADD	AutoDim Timer Based Dimming [12]
ADT	AutoDim Time of Day Dimming [12]

1 – Items with a grey background can be done as a custom order. Contact brand representative for more information
2 – Battery temperature rating -20C to 55C
3 – Replace "_" with "3" for 3.5"-4.13" OD pole, "4" for 4.18"-5.25" OD pole, "5" for 5.5"-6.5" OD pole
4 – Networked Controls cannot be combined with other control options
5 – Not available with 2PF option
6 – Not available with 480V
7 – Not available with 347 or 480V
8 – Not available with Dual Driver option
9 – Only available in Size 1 housing, up to 105 Watts
10 – Some voltage restrictions may apply when combined with controls
11 – At least one SCPREMOTE required to program SCP motion sensor. Must select 8ft or 40ft.
12 - Please refer to page 8 for AutoDim ordering guide

© 2024-2025 Current Lighting Solutions, LLC. All rights reserved. Information and specifications subject to change without notice. All values are design or typical values when measured under laboratory conditions.

ORDERING GUIDE (CONT'D)

CATALOG #

Accessory Type		Size		Option	
SHD	Shield	**1**	Size 1	**HSS-90-B**	House Side Shield 90° Back
		2	Size 2	**HSS-90-F**	House Side Shield 90° Front
		3	Size 3	**HSS-90-S**	House Side Shield 90° Side
		4	Size 4	**HSS-270-BSS**	House Side Shield 270° Back/Side/Side
				HSS-270-FSS	House Side Shield 270° Front/Side/Side
				HSS-270-FSB	House Side Shield 270° Front/Side/Back
				HSS-360	House Side Shield 360°
				BC	Back Light Control
MTG	Mounting			**A**	Arm mount for square pole (B3 Drill Pattern) (Does not include round pole adapter)
				ASQU	Universal Arm Mount for square pole
				AAU	Adjustable Arm for pole mounting
				ADU	Decorative upswept Arm
				RPA	Round Pole Adapter
				MAF	Mast Arm Fitter for 2-3/8" OD horizontal arm
				K	Knuckle
				T	Trunnion
				WB	Wall Bracket (compatible with universal arm mounts)

Accessory Type		Option	
MSC	Miscellaneous	**BIRD SPK**	Bird Spike

Color	
BLS	Black Gloss Smooth
BLT	Black Matte Textured
DBS	Dark Bronze Gloss Smooth
DBT	Dark Bronze Matte Textured
GTT	Graphite Matte Textured
LGS	Light Gray Gloss Smooth
PSS	Platinum Silver Smooth
WHS	White Gloss Smooth
WHT	White Matte Textured
VGT	Green Landscape Decorative
LEG	Legacy Colors
Color Option	
CC	Custom Color

Current Control Solutions — Accessories (Sold Separately)

NX Lighting Controls

- ☐ **NXOFM-1R1D-UNV** — On-fixture Module (7-pin), On / Off / Dim, Daylight Sensor with NX Radio and Bluetooth® Radio, 120–480VAC

LightGRID+ Lighting Control

- ☐ **WIR-RME-L** — On-fixture Module (7-pin or 5-pin), On / Off / Dim, Daylight Sensor with LightGRID+ Radio, 110–480VAC
- ☐ **SCP-REMOTE** — Remote Control for SCP/_F option. Order at least one per project to program and control the occupancy sensor

For additional information related to these accessories please visit currentlighting.com/beacon. Options provided for use with integrated sensor, please view specification sheet ordering information table for details.

© 2024-2025 Current Lighting Solutions, LLC. All rights reserved. Information and specifications subject to change without notice. All values are design or typical values when measured under laboratory conditions.

VIPER POLE EXPRESS COMBO – ORDERING GUIDE



Catalog Number	Pole	Single or Double Head	Fixture	Lumens*	Wattage	Distribution	CCT/CRI	Mounting	Finish
VP-1-160-4K-3-LS-S20	**20' Square Straight Steel**	Single	**VP-1-160-4K-3-LS**	19584	158W	Type 3	4000K/70CRI	Universal Arm	Dark Bronze Textured
VP-1-160-4K-3-LS-S20-2X	**20' Square Straight Steel**	Double	**VP-1-160-4K-3-LS**	19584	158W	Type 3	4000K/70CRI	Universal Arm	Dark Bronze Textured
VP-1-160-4K-4F-LS-S20	**20' Square Straight Steel**	Single	**VP-1-160-4K-4F-LS**	19426	158W	Type 4F	4000K/70CRI	Universal Arm	Dark Bronze Textured
VP-1-160-4K-4F-LS-S20-2X	**20' Square Straight Steel**	Double	**VP-1-160-4K-4F-LS**	19426	158W	Type 4F	4000K/70CRI	Universal Arm	Dark Bronze Textured
VP-1-160-4K-3-LS-S25	**25' Square Straight Steel**	Single	**VP-1-160-4K-3-LS**	19584	158W	Type 3	4000K/70CRI	Universal Arm	Dark Bronze Textured
VP-1-160-4K-3-LS-S25-2X	**25' Square Straight Steel**	Double	**VP-1-160-4K-3-LS**	19584	158W	Type 3	4000K/70CRI	Universal Arm	Dark Bronze Textured
VP-1-160-4K-4F-LS-S25	**25' Square Straight Steel**	Single	**VP-1-160-4K-4F-LS**	19426	158W	Type 4F	4000K/70CRI	Universal Arm	Dark Bronze Textured
VP-1-160-4K-4F-LS-S25-2X	**25' Square Straight Steel**	Double	**VP-1-160-4K-4F-LS**	19426	158W	Type 4F	4000K/70CRI	Universal Arm	Dark Bronze Textured
VP-1-160-5K-3-LS-S20	**20' Square Straight Steel**	Single	**VP-1-160-5K-3-LS**	19499	158W	Type 3	5000K/70CRI	Universal Arm	Dark Bronze Textured
VP-1-160-5K-3-LS-S20-2X	**20' Square Straight Steel**	Double	**VP-1-160-5K-3-LS**	19499	158W	Type 3	5000K/70CRI	Universal Arm	Dark Bronze Textured
VP-1-160-5K-4F-LS-S20	**20' Square Straight Steel**	Single	**VP-1-160-5K-4F-LS**	19186	158W	Type 4F	5000K/70CRI	Universal Arm	Dark Bronze Textured
VP-1-160-5K-4F-LS-S20-2X	**20' Square Straight Steel**	Double	**VP-1-160-5K-4F-LS**	19186	158W	Type 4F	5000K/70CRI	Universal Arm	Dark Bronze Textured
VP-1-160-5K-3-LS-S25	**25' Square Straight Steel**	Single	**VP-1-160-5K-3-LS**	19499	158W	Type 3	5000K/70CRI	Universal Arm	Dark Bronze Textured
VP-1-160-5K-3-LS-S25-2X	**25' Square Straight Steel**	Double	**VP-1-160-5K-3-LS**	19499	158W	Type 3	5000K/70CRI	Universal Arm	Dark Bronze Textured
VP-1-160-5K-4F-LS-S25	**25' Square Straight Steel**	Single	**VP-1-160-5K-4F-LS**	19186	158W	Type 4F	5000K/70CRI	Universal Arm	Dark Bronze Textured
VP-1-160-5K-4F-LS-S25-2X	**25' Square Straight Steel**	Double	**VP-1-160-5K-4F-LS**	19186	158W	Type 4F	5000K/70CRI	Universal Arm	Dark Bronze Textured

VIPER POLE EXPRESS COMBO – STOCK LUMINAIRE SKUS

Catalog Number	Lumens	LPW	Distribution	Wattage	CCT/CRI	Voltage	Mounting	Finish
VP-1-160-4K-3-LS	19584	123.9	3	158W	4000K/70CRI	120-277V	Universal Arm with RPA (A3U)	Dark Bronze Textured
VP-1-160-4K-4F-LS	19426	122.9	4F	158W	4000K/70CRI	120-277V	Universal Arm with RPA (A3U)	Dark Bronze Textured
VP-1-160-5K-3-LS	19499	123.4	3	158W	5000K/70CRI	120-277V	Universal Arm with RPA (A3U)	Dark Bronze Textured
VP-1-160-5K-4F-LS	19186	121.4	4F	158W	5000K/70CRI	120-277V	Universal Arm with RPA (A3U)	Dark Bronze Textured

VIPER POLE EXPRESS COMBO – ACCESSORIES

Catalog Number	Description
VM14DB	Vibration Dampener, mounts to top of pole for reduced vibration

© 2024-2025 Current Lighting Solutions, LLC. All rights reserved. Information and specifications subject to change without notice. All values are design or typical values when measured under laboratory conditions.

BEACON
design . performance . technology

VIPER Area/Site

VIPER LUMINAIRE

DATE: | LOCATION:

TYPE: | PROJECT:

CATALOG #:

OUTDOOR LIGHTING CONTROLS OPTIONS

CONTROLS FUNCTIONALITY

LIGHTGRID+ | NX LIGHTING CONTROLS MOBILE APP

	Control Option Ordering Logic & Description		Control Option Functionality									Control Option Components	
			Networkable	Grouping	Scheduling	Occupancy/ Motion	Daylight Harvesting	0-10V Dimming	On/Off Control	Bluetooth App Programming	Sensor Height		
NX Wireless	NXOFM1R1D-UNV	NX 7-Pin Twist-Lock® with NX Networked Wireless Radio, Integral Automatic Dimming Photocell, Integral Single Pole Relay with Dimming, and Bluetooth Programming	✓	✓	✓	Paired with external control	✓	✓	✓	✓	–		NXOFM-1R1D-UV
NX Wireless	NXW	NX Networked Wireless Radio Module NXRM2 and Bluetooth Programming, without Sensor	✓	✓	✓	–	–	✓	✓	✓	–		NXRM2-H
NX Wireless	NXWS12F	NX Networked Wireless Enabled Integral NXSMP2-OMNI-O PIR Occupancy Sensor with Automatic Dimming Photocell and Bluetooth Programming	✓	✓	✓	✓	✓	✓	✓	✓	12ft		NXSMP2-OMNI-O
NX Wireless	NXWS16F	NX Networked Wireless Enabled Integral NXSMP2-LMO PIR Occupancy Sensor with Automatic Dimming Photocell and Bluetooth Programming	✓	✓	✓	✓	✓	✓	✓	✓	16ft		NXSMP2-LMO
NX Wireless	NXWS40F	NX Networked Wireless Enabled Integral NXSMP2-HMO PIR Occupancy Sensor with Automatic Dimming Photocell and Bluetooth Programming	✓	✓	✓	✓	✓	✓	✓	✓	40ft		NXSMP2-HMO
LightGRID+	WIR	LightGRID+ In-Fixture Module	✓	–	✓	–	–	✓	✓	Gateway	–		WIR
LightGRID+	WIR-RME-L	LightGRID+ On Fixture Module	✓	–	✓	–	–	✓	✓	Gateway	–		WIR-RME-L
LightGRID+	WIRSC	LightGRID+ Module and Occupancy Sensor	✓	✓	✓	✓	✓	✓	✓	Gateway	14ft - 40ft		BTMSP
Independent	BTSO-12F	Bluetooth® Programmable, BTSMP-OMNI-O PIR Occupancy Sensor with Automatic Dimming Photocell and 360° Lens	–	–	–	✓	✓	✓	✓	✓	12ft		BTSMP-OMNI-O
Independent	BTS-14F	Bluetooth® Programmable, BTSMP-LMO PIR Occupancy Sensor with Automatic Dimming Photocell and 360° Lens	–	–	–	✓	✓	✓	✓	✓	14ft		BTSMP-LMO
Independent	BTS-40F	Bluetooth® Programmable, BTSMP-HMO PIR Occupancy Sensor with Automatic Dimming Photocell and 360° Lens	–	–	–	✓	✓	✓	✓	✓	40ft		BTSMP-HMO

DEFAULT SETTINGS

NX Wireless	**Occupancy Sensor**	Enabled
NX Wireless	**Occupancy Sensor Sensitivity**	7
NX Wireless	**Occupancy Sensor Timeout**	15 Minutes
NX Wireless	**Occupied Dim Level**	100%
NX Wireless	**Unoccupied Dim Level**	0%
NX Wireless	**Daylight Sensor**	Disabled
NX Wireless	**Bluetooth**	Enabled
NX Wireless	**2.4GHz Wireless Mesh**	On
NX Wireless	**"Passcode Factory Passcode: HubbN3T!"**	Enabled

Stand Alone	**Occupancy Sensor**	Enabled
Stand Alone	**Occupancy Sensor Sensitivity**	7
Stand Alone	**Occupancy Sensor Timeout**	8 Minutes
Stand Alone	**Occupied Dim Level**	100%
Stand Alone	**Unoccupied Dim Level**	50%
Stand Alone	**Daylight Sensor**	Disabled

NX WIRELESS COVERAGE PATTERNS

NXSMP2-OMNI

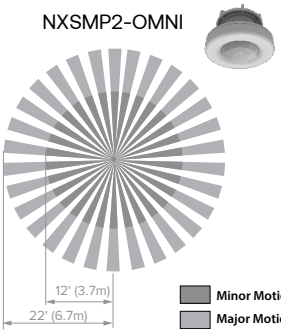

NXSMP2-LMO

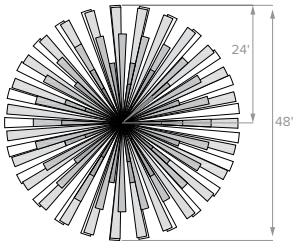

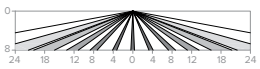

Sensor Lens Coverage and Detection Patterns When Mounted at 8ft with Low Mount Lens

NXSMP2-HMO

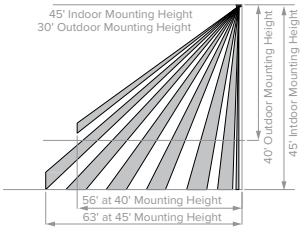

Sensor Lens Coverage and Detection Patterns When Mounted at 40ft and 45ft with Standard Lens

© 2024-2025 Current Lighting Solutions, LLC. All rights reserved. Information and specifications subject to change without notice. All values are design or typical values when measured under laboratory conditions.

BEACON
design . performance . technology

VIPER Area/Site

VIPER LUMINAIRE

DATE: | LOCATION:

TYPE: | PROJECT:

CATALOG #:

NX LIGHTING CONTROLS FREE APP

The NX Lighting Controls App is free to use mobile application for programming both NX Lighting Controls System or Standalone Bluetooth Sensors. The mobile app allows you to configure devices, discover and setup wireless enable luminiares and program NX system settings.

Apple App: https://apps.apple.com/us/app/nx-lighting-controls/id962112904

Google Play: https://play.google.com/store/apps/details?id=io.cordova.NXBTR&hl=en_US&gl=US

Apple App

Google Play

CONTROLS TECH SUPPORT 800-888-8006 (7:00 AM - 7:00 PM)

OUTDOOR LIGHTING CONTROLS OPTIONS

CONTROLS FUNCTIONALITY

	Control Option Ordering Logic & Description		Control Option Functionality									Control Option Components
			Networkable	Grouping	Scheduling	Occupancy/ Motion	Daylight Harvesting	0-10V Dimming	On/Off Control	Bluetooth App Programming	Sensor Height	
Independent	SCP_F	Sensor Control Programmable, 8F or 40F	–	–	–	✓	✓	✓	✓	–	8ft or 40ft	SCP_F
Independent	ADD	AutoDIM Timer Based Dimming	–	–	✓	–	–	–	✓	–	–	ADD
Independent	ADT	AutoDIM Time of Day Dimming	–	–	✓	–	–	–	✓	–	–	ADT
Independent	7PR	7-Pin Receptacle	–	–	Paired with external control	–	Paired with external control	–	Paired with external control	–	–	7PR
Independent	7PR-SC	7-Pin Receptacle with shorting cap	–	–	–	–	–	–	–	–	–	7PR-SC
Independent	3PR	3-Pin twist lock	–	–	–	–	–	–	Paired with external control	–	–	3PR
Independent	3PR-SC	3-Pin Receptacle with shorting cap	–	–	–	–	–	–	–	–	–	3PR-SC
Independent	3PR-TL	3-Pin with photocontrol	–	–	–	–	✓	–	✓	–	–	3PR-TL

COVERAGE PATTERNS FOR SCP_F

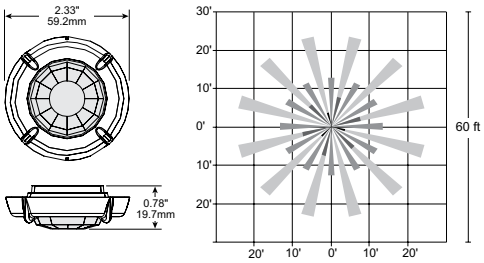

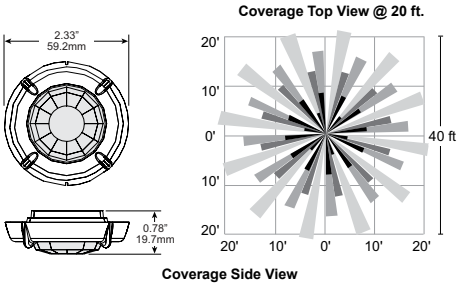

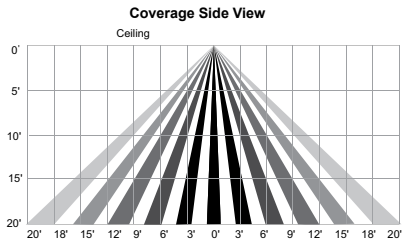

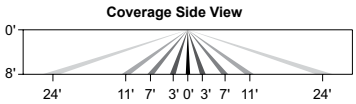

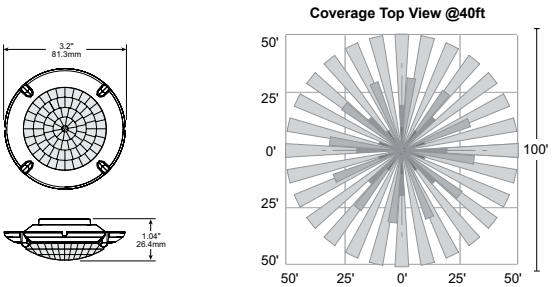

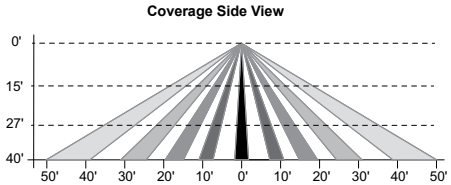

© 2024-2025 Current Lighting Solutions, LLC. All rights reserved. Information and specifications subject to change without notice. All values are design or typical values when measured under laboratory conditions.

DATE: LOCATION:

TYPE: PROJECT:

CATALOG #:

VIPER Area/Site

VIPER LUMINAIRE

PROGRAMMED CONTROLS

ADD-AutoDim Timer Based Options

- Light delay options from 1-9 hours after the light is turned on to dim the light by 10-100%. To return the luminaire to its original light level there are dim return options from 1-9 hours after the light has been dimmed previously.

EX: ADD-6-5-R6

ADD Control Options	Configurations Choices	Example Choice Picked
Auto-Dim Options	1-9 Hours	6 - Delay 6 hours
Auto-Dim Brightness	10-100% Brightness	5 - Dim to 50% brightness
Auto-Dim Return	Delay 0-9 Hours	R6 - Return to full output after 6 hours

ADT-AutoDim Time of Day Based Option

- Light delay options from 1AM-9PM after the light is turned on to dim the light by 10-100%. To return the luminaire to its original light level there are dim return options from 1AM-9PM after the light has been dimmed previously.

EX: ADT-6-5-R6

ADD Control Options	Configurations Choices	Example Choice Picked
Auto-Dim Options	12-3 AM and 6-11 PM	6 - Dim at 6PM
Auto-Dim Brightness	10-100% Brightness	5 - Dim to 50%
Auto-Dim Return	12-6 AM and 9-11P	R6 - Return to full output at 6AM

ORDERING GUIDE

Auto Dim Code	Timer Base (ADD) Auto-Dim Options		Auto Dim Cod	Time of Day (ADT) Auto-Dim Options
D1	Delay 1 hour		T0	Delay Midnight
D2	Delay 2 hours		T1	Delay 1 AM
D3	Delay 3 hours		T2	Delay 2 AM
D4	Delay 4 hours		T3	Delay 3 AM
D5	Delay 5 hours	OR	T4	Delay 10 PM
D6	Delay 6 hours		T5	Delay 11 PM
D7	Delay 7 hours		T6	Delay 6 PM
D8	Delay 8 hours		T7	Delay 7 PM
D9	Delay 9 hours		T8	Delay 8 PM
D0	Delay 0 hours		T9	Delay 9 PM

Code	Auto-Dim Brightness
0	100% Brightness
1	10% Brightness
2	20% Brightness
3	30% Brightness
4	40% Brightness
5	50% Brightness
6	60% Brightness
7	70% Brightness
8	80% Brightness
9	90% Brightness

Code	Auto-Dim Return Options
R1	Delay 1 hour or 1 AM
R2	Delay 2 hours or 2 AM
R3	Delay 3 hours or 3 AM
R4	Delay 4 hours or 4 AM
R5	Delay 5 hours or 5 AM
R6	Delay 6 hours or 6 AM
R7	Delay 7 hours or 7 AM
R8	Delay 8 hours or 8 AM
R9	Delay 9 hours or 9 AM
R0	Delay 0 hours or 12 AM

Code	Auto-Dim Brightness
0	100% Brightness
1	10% Brightness
2	20% Brightness
3	30% Brightness
4	40% Brightness
5	50% Brightness
6	60% Brightness
7	70% Brightness
8	80% Brightness
9	90% Brightness

DELIVERED LUMENS

For delivered lumens, please see Lumens Data PDF on www.Currentlighting.com

PROJECTED LUMEN MAINTENANCE

Ambient Temp.	0	25,000	*TM-21-11 36,000	50,000	100,000	Calculated L_{70} (Hours)
25°C / 77°F	1.00	0.97	0.96	0.95	0.91	408,000
40°C / 104°F	0.99	0.96	0.95	0.94	0.89	356,000

LUMINAIRE AMBIENT TEMPERATURE FACTOR (LATF)

Ambient Temperature		Lumen Multiplier
0°C	32°F	1.03
10°C	50°F	1.01
20°C	68°F	1.00
25°C	77°F	1.00
30°C	86°F	0.99
40°C	104°F	0.98

Micro Strike Lumen Multiplier			
CCT	70 CRI	80 CRI	90 CRI
2700K	–	0.841	–
3000K	0.977	0.861	0.647
3500K	–	0.900	–
4000K	1	0.926	0.699
5000K	1	0.937	0.791
AP-Amber Phosphor Converted Multiplier			
Amber	0.710		

Strike Lumen Multiplier			
CCT	70 CRI	80 CRI	90 CRI
2700K	0.9	0.81	0.62
3000K	0.933	0.853	0.659
3500K	0.959	0.894	0.711
4000K	1	0.9	0.732
5000K	1	0.9	0.732
Monochromatic Amber Multiplier			
Amber	See Amber Spec Sheet		

© 2024-2025 Current Lighting Solutions, LLC. All rights reserved. Information and specifications subject to change without notice. All values are design or typical values when measured under laboratory conditions.

ELECTRICAL DATA: MICRO STRIKE

# OF LEDS	160						
NOMINAL WATTAGE	35	50	75	100	115	135	160
SYSTEM POWER (W)	34.9	50.5	72.1	97.2	111.9	132.2	157.8
INPUT VOLTAGE (V)	CURRENT (Amps)						
120	0.29	0.42	0.63	0.83	0.96	1.13	1.33
208	0.17	0.24	0.36	0.48	0.55	0.65	0.77
240	0.15	0.21	0.31	0.42	0.48	0.56	0.67
277	0.13	0.18	0.27	0.36	0.42	0.49	0.58
347	0.10	0.14	0.22	0.29	0.33	0.39	0.46
480	0.07	0.10	0.16	0.21	0.24	0.28	0.33

# OF LEDS	320						
NOMINAL WATTAGE	145	170	185	210	235	255	315
SYSTEM POWER (W)	150	166.8	185.7	216.2	240.9	261.5	312
INPUT VOLTAGE (V)	CURRENT (Amps)						
120	1.21	1.42	1.54	1.75	1.96	2.13	2.63
208	0.70	0.82	0.89	1.01	1.13	1.23	1.51
240	0.60	0.71	0.77	0.88	0.98	1.06	1.31
277	0.52	0.61	0.67	0.76	0.85	0.92	1.14
347	0.42	0.49	0.53	0.61	0.68	0.73	0.91
480	0.30	0.35	0.39	0.44	0.49	0.53	0.66

# OF LEDS	480					
NOMINAL WATTAGE	285	320	340	390	425	470
SYSTEM POWER (W)	286.2	316.7	338.4	392.2	423.2	468
INPUT VOLTAGE (V)	CURRENT (Amps)					
120	2.38	2.67	2.83	3.25	3.54	3.92
208	1.37	1.54	1.63	1.88	2.04	2.26
240	1.19	1.33	1.42	1.63	1.77	1.96
277	1.03	1.16	1.23	1.41	1.53	1.70
347	0.82	0.92	0.98	1.12	1.22	1.35
480	0.59	0.67	0.71	0.81	0.89	0.98

# OF LEDS	720				
NOMINAL WATTAGE	435	475	515	565	600
SYSTEM POWER (W)	429.3	475	519.1	565.2	599.9
INPUT VOLTAGE (V)	CURRENT (Amps)				
120	3.63	3.96	4.29	4.71	5.00
208	2.09	2.28	2.48	2.72	2.88
240	1.81	1.98	2.15	2.35	2.50
277	1.57	1.71	1.86	2.04	2.17
347	1.25	1.37	1.48	1.63	1.73
480	0.91	0.99	1.07	1.18	1.25

© 2024-2025 Current Lighting Solutions, LLC. All rights reserved. Information and specifications subject to change without notice. All values are design or typical values when measured under laboratory conditions.

VIPER Area/Site

VIPER LUMINAIRE

ELECTRICAL DATA: STRIKE

# OF LEDS	36				
NOMINAL WATTAGE	39	55	85	105	120
SYSTEM POWER (W)	39.6	56.8	83.6	108.2	120.9
INPUT VOLTAGE (V)	CURRENT (Amps)				
120	0.33	0.46	0.71	0.88	0.96
208	0.19	0.26	0.41	0.50	0.55
240	0.16	0.23	0.35	0.44	0.48
277	0.14	0.20	0.31	0.38	0.42
347	0.11	0.16	0.24	0.30	0.33
480	0.08	0.11	0.18	0.22	0.24

# OF LEDS	72				
NOMINAL WATTAGE	115	145	180	210	240
SYSTEM POWER (W)	113.7	143.2	179.4	210.2	241.7
INPUT VOLTAGE (V)	CURRENT (Amps)				
120	1.00	1.21	1.50	1.75	1.79
208	0.58	0.70	0.87	1.01	1.03
240	0.50	0.60	0.75	0.88	0.90
277	0.43	0.52	0.65	0.76	0.78
347	0.35	0.42	0.52	0.61	0.62
480	0.25	0.30	0.38	0.44	0.45

# OF LEDS	108				
NOMINAL WATTAGE	215	250	280	325	365
SYSTEM POWER (W)	214.8	250.8	278.3	324.7	362.6
INPUT VOLTAGE (V)	CURRENT (Amps)				
120	2.00	2.08	2.33	3.04	2.67
208	1.15	1.20	1.35	1.75	1.54
240	1.00	1.04	1.17	1.52	1.33
277	0.87	0.90	1.01	1.32	1.16
347	0.69	0.72	0.81	1.05	0.92
480	0.50	0.52	0.58	0.76	0.67

# OF LEDS	162					
NOMINAL WATTAGE	320	365	405	445	485	545
SYSTEM POWER (W)	322.1	362.6	403.6	445.1	487.1	543.9
INPUT VOLTAGE (V)	CURRENT (Amps)					
120	2.71	2.67	3.38	3.71	4.04	4.54
208	1.56	1.54	1.95	2.14	2.33	2.62
240	1.35	1.33	1.69	1.85	2.02	2.27
277	1.17	1.16	1.46	1.61	1.75	1.97
347	0.94	0.92	1.17	1.28	1.40	1.57
480	0.68	0.67	0.84	0.93	1.01	1.14

© 2024-2025 Current Lighting Solutions, LLC. All rights reserved. Information and specifications subject to change without notice. All values are design or typical values when measured under laboratory conditions.

VIPER Area/Site

VIPER LUMINAIRE

DATE: LOCATION:

TYPE: PROJECT:

CATALOG #:

MICRO STRIKE PHOTOMETRY

The following diagrams represent the general distribution options offered for this product. For detailed information on specific product configurations, see website photometric test reports.

Type 2

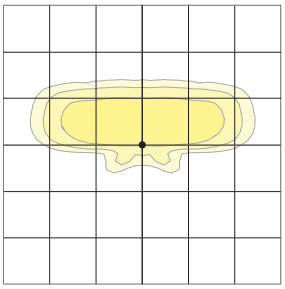

Type 3

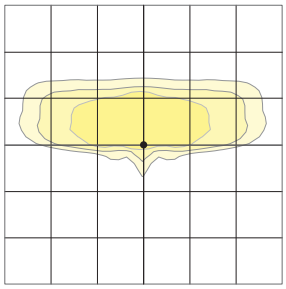

Type 4 Wide

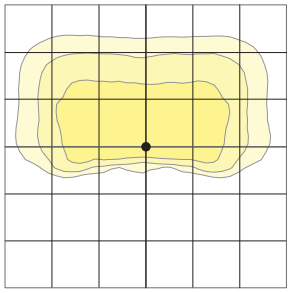

Type 4F

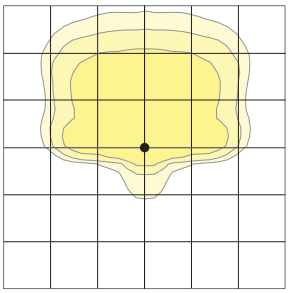

Type 5QW

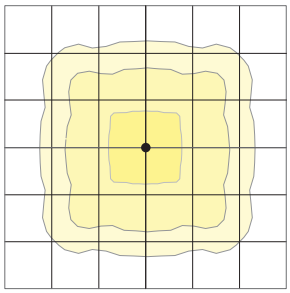

© 2024-2025 Current Lighting Solutions, LLC. All rights reserved. Information and specifications subject to change without notice. All values are design or typical values when measured under laboratory conditions.

OPTIC STRIKE PHOTOMETRY

The following diagrams represent the general distribution options offered for this product. For detailed information on specific product configurations, see website photometric test reports.

Type FR – Front Row/Auto Optic

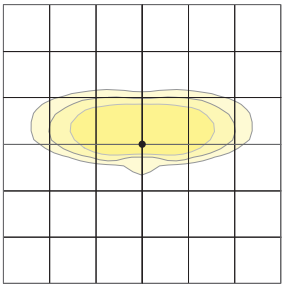

Type 2

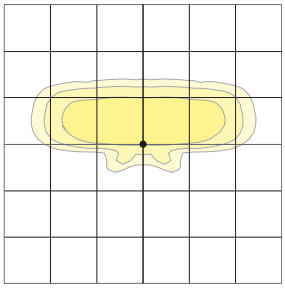

Type 3

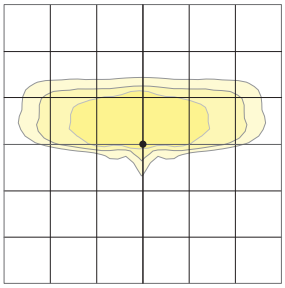

Type 4 Forward

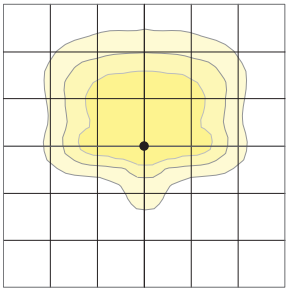

Type 4 Wide

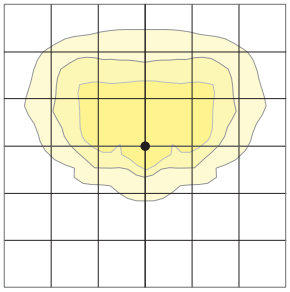

Type 5QM

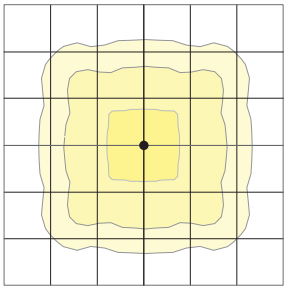

Type 5RW (rectangular)

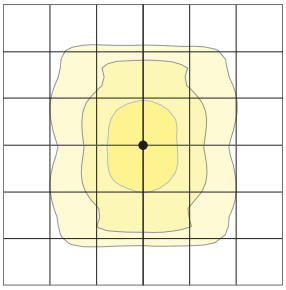

Type 5W (round wide)

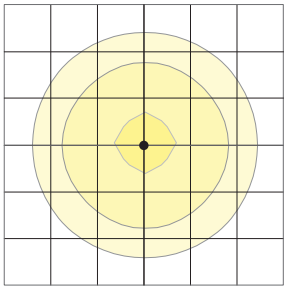

Type TC

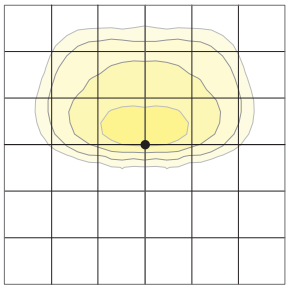

Type Corner

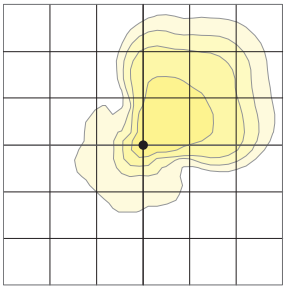

Type 5QW

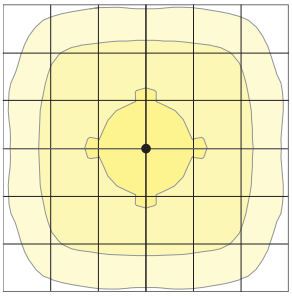

Type 5QN

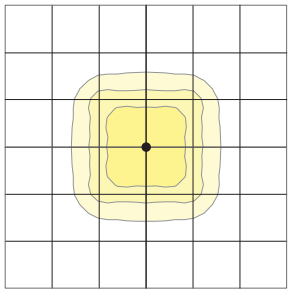

© 2024-2025 Current Lighting Solutions, LLC. All rights reserved. Information and specifications subject to change without notice. All values are design or typical values when measured under laboratory conditions.

VIPER Area/Site

VIPER LUMINAIRE

DATE:	LOCATION:
TYPE:	PROJECT:
CATALOG #:	

DIMENSIONS

SIZE 1

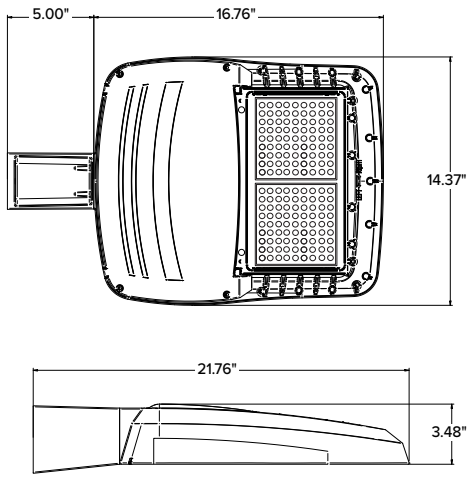

SIZE 2

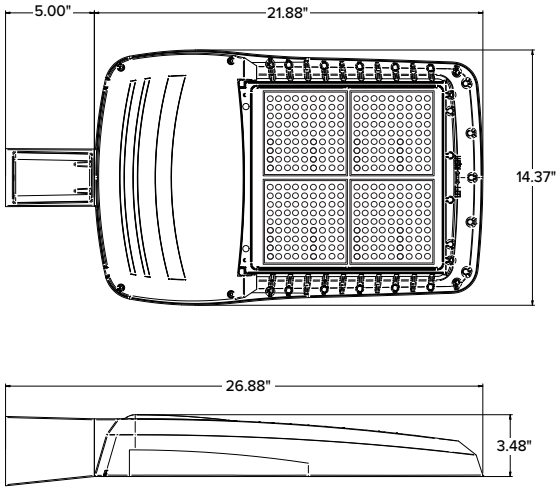

SIZE 3

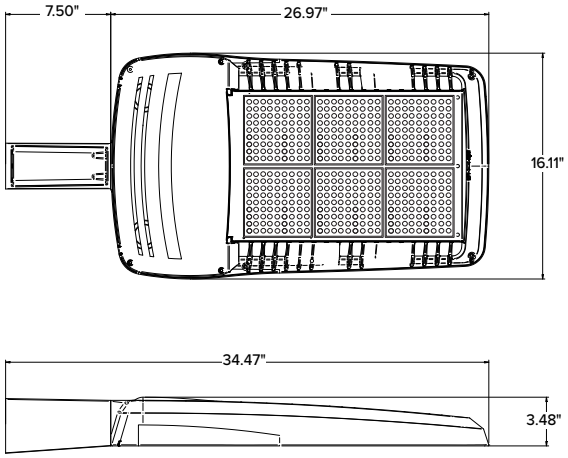

SIZE 4

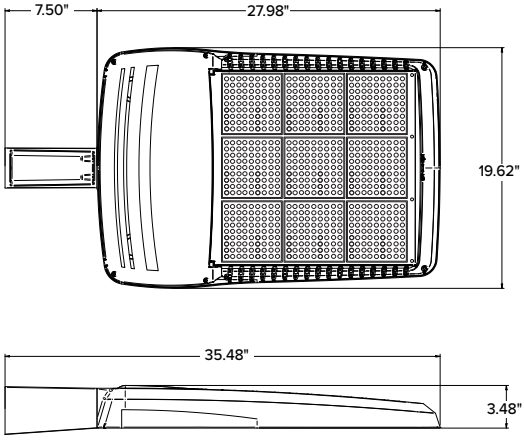

	EPA				
	VP1 (Size 1)	VP2 (Size 2)	VP3 (Size 3)	VP4 (Size 4)	Config.
Single Fixture	0.454	0.555	0.655	0.698	
Two at 180	0.908	1.110	1.310	1.396	
Two at 90	0.583	0.711	0.857	0.948	
Three at 90	1.037	1.266	1.512	1.646	
Three at 120	0.943	1.155	1.392	1.680	
Four at 90	1.166	1.422	1.714	1.896	

	Weight	
	lbs	kgs
VP1 (Size 1)	13.7	6.2
VP2 (Size 2)	16.0	7.26
VP3 (Size 3)	25.9	11.7
VP4 (Size 4)	30.8	13.9

© 2024-2025 Current Lighting Solutions, LLC. All rights reserved. Information and specifications subject to change without notice. All values are design or typical values when measured under laboratory conditions.

VIPER Area/Site

VIPER LUMINAIRE

MOUNTING

A–STRAIGHT ARM MOUNT

Fixture ships with integral arm for ease of installation. Compatible with Current Outdoor B3 drill pattern for ease of installation on square poles. For round poles add applicable suffix (2/3/4/5)

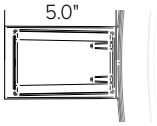

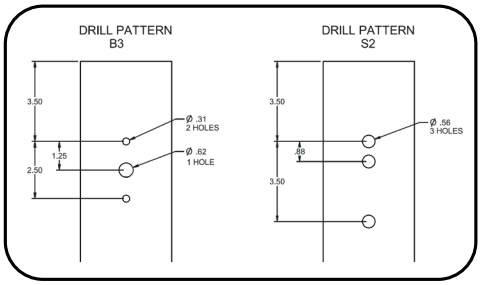

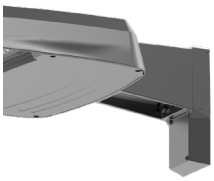

ASQU–UNIVERSAL ARM MOUNT

Universal mounting block for ease of installation. Compatible with drill patterns from 1.5" to 5.25" and Current drill pattern S2. For round poles add applicable suffix (2/3/4/5)

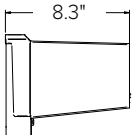



AAU–ADJUSTABLE ARM FOR POLE MOUNTING

Rotatable arm mounts directly to pole. Compatible with drill patterns from 1.5" to 5.25" and Current drill pattern S2 and B3. For round poles add applicable suffix (2/3/4/5). Rotatable in 5˚ aiming angle increments. Micro Strike configurations have a 45° aiming limitation. Strike configurations have a 30° aiming limitation.

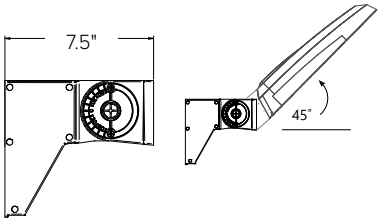



ADU–DECORATIVE UPSWEPT ARM

Upswept Arm compatible with drill patterns from 1.5" to 5.25" and Current drill pattern S2. For round poles add applicable suffix (2/3/4/5).

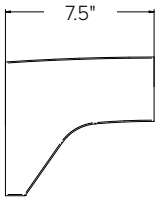



MAF–MAST ARM FITTER

Fits 2-3/8" OD horizontal tenons.

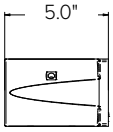



K–KNUCKLE

Rotatable in 5-degree aiming angle increments, fits 2-3/8" tenons or pipes. Micro Strike configurations have a 45° aiming limitation. Strike configurations have a 30° aiming limitation.

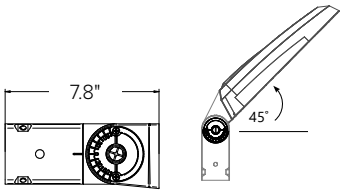



T–TRUNNION

Trunnion for surface and crossarm mounting using (1) 3/4" or (2) 1/2" size through bolts. Micro Strike configurations have a 45° aiming limitation. Strike configurations have a 30° aiming limitation.

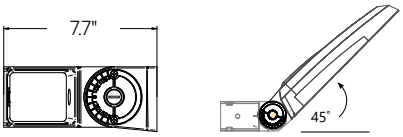

WM–WALL MOUNT

Compatible with universal arm mount, adjustable arm mount, and decorative arm mount. The WA option uses the same wall bracket but replaces the decorative arm with an adjustable arm.

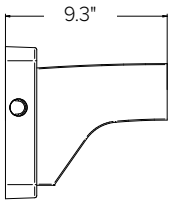

© 2024-2025 Current Lighting Solutions, LLC. All rights reserved. Information and specifications subject to change without notice. All values are design or typical values when measured under laboratory conditions.

ADDITIONAL INFORMATION (CONTINUED)

HOUSE SIDE SHIELD FIELD INSTALL ACCESSORIES

HSS has a depth of 5" for all Viper sizes
Not to be used with Occupancy Sensors as the shield may block the light to the sensor.

VPR2x HSS-90-B-xx

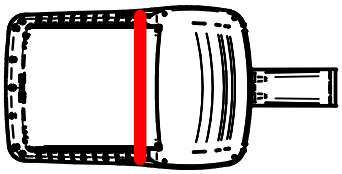

VPR2x HSS-270-BSS-xx

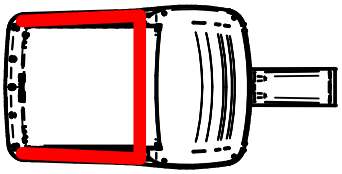

VPR2x HSS-360-xx

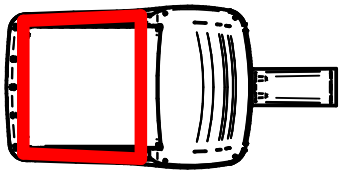

VPR2x HSS-90-F-xx

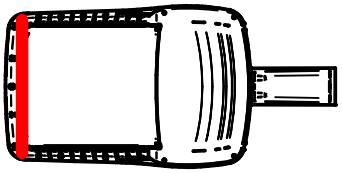

VPR2x HSS-270-FSS-xx

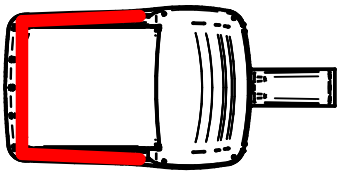

VPR2x HSS-90-S-xx

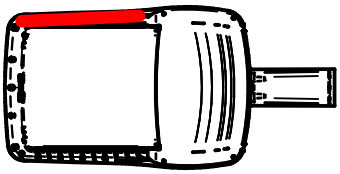

VPR2x HSS-270-FSB-xx

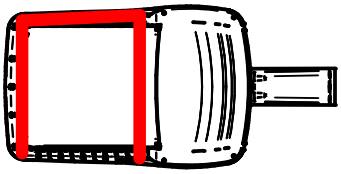

VPR2x HSS-90-S-xx

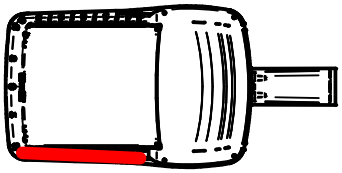

VPR2x HSS-270-FSB-xx

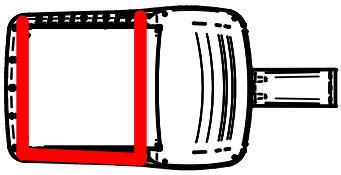

© 2024-2025 Current Lighting Solutions, LLC. All rights reserved. Information and specifications subject to change without notice. All values are design or typical values when measured under laboratory conditions.