



TrueForce LED Industrial and Retail (Highbay – MH)

165HB/LED/740/ND NB DL 2/1

Philips TrueForce LED Industrial and Retail (Highbay – MH) lamps give you a quick and easy payback solution to replace HID lamps in Highbay applications. The solution gives you the LED benefits of energy-efficiency and long-lifetime, plus they come for a low initial investment. Lamp design enables directly retrofitting of HID lamps with TrueForce LED lamps without changing the fixtures or gear. The lamp is compatible with both 250W and 400W gears maximizing feasibility of such retrofits. Ignitor smart logic eliminates ignitor failure and continued ignition which may generate overheat and EMI risks. Multiple beam angle options and high color rendering index enhance the lighting distribution while creating a comfortable, safe and highly productivity environment.

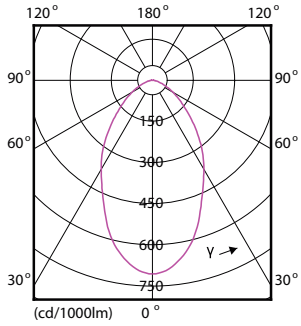
Product data

General Information	
Cap-Base	EX39 [Exclusionary Mogul Screw]
Nominal Lifetime (Nom)	50000 h
Switching Cycle	50000X
Technical Type	165-400W
Light Technical	
Color Code	740 [CCT of 4000K]
Beam Angle (Nom)	60 °
Initial lumen (Nom)	20000 lm
Luminous Flux (Rated) (Nom)	20000 lm
Color Designation	Cool White (CW)

Correlated Color Temperature (Nom)	4000 K
Luminous Efficacy (Rated) (Nom)	121.21 lm/W
Color Consistency	ANSI 4000K
Color Rendering Index (Nom)	70
LLMF At End Of Nominal Lifetime (Nom)	70 %
Operating and Electrical	
Input Frequency	50 to 60 Hz
Power (Rated) (Nom)	165 W
Lamp Current (Nom)	3650 mA
Wattage Equivalent	400 W
Starting Time (Nom)	0.5 s

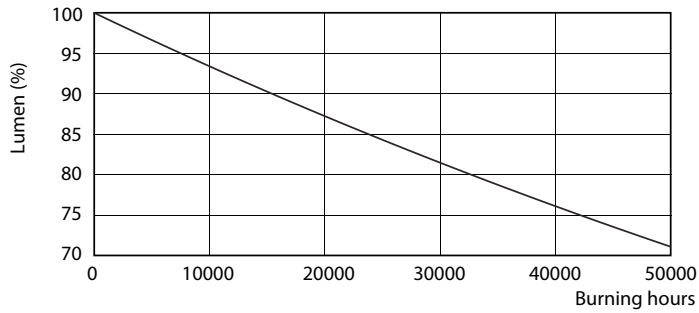
TrueForce LED Industrial and Retail (Highbay – MH)

Photometric data

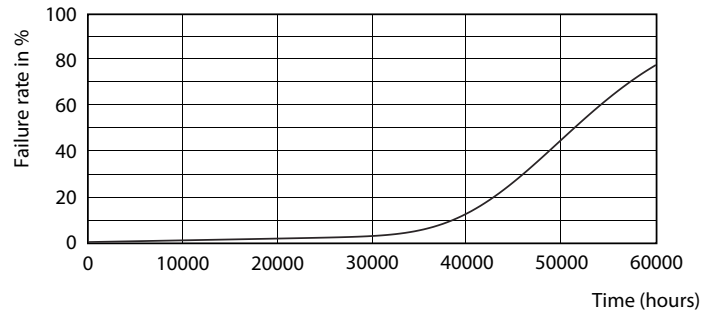


NAM Highbay 165W EX39 4000K 60D NB DL

Lifetime



NAM Highbay 165W EX39 4000K 60-120D DL UDL



NAM Highbay 165W EX39 4000K 60-120D DL UDL

