



6" DELUXE UNIVERSAL TC HOUSING

INCANDESCENT LAMPS

TC2-CN

Project: _____

Fixture Type: _____

Location: _____

Contact/Phone: _____

PRODUCT DESCRIPTION

TC Housing design for use in non-insulated areas.

PRODUCT SPECIFICATIONS

Lamp Lamp ratings based on trim selected—see reverse.

Socket Medium base porcelain with nickel-plated copper screw shell • Drop socket with spring to accommodate various trim installations.

Trims Trim selection shown on reverse.

Labels CSA certified for through-branch wiring, damp locations and IP • Product thermally protected against improper use of lamps or insulation • Union made • CSA certified • Trims 20, 21, 22, 239, 240, 241, 242, 243 and 9900 are wet location approved for covered ceiling applications • Trims 28, 29 are wet location approved for covered ceiling applications, **when used with outdoor rated lamps.**

Testing All reports are based on published industry procedures; field performance may differ from laboratory performance.

Product specifications subject to change without notice.

INSTALLATION

Real Nail 3 Bar Hangers Telescoping, Patented (US Patent D522,969) Real Nail 3 system permits quick placement of housing anywhere within 24" O.C. joists or suspended ceilings • Integral T-bar notch and clip secures housing in suspended ceiling grid – no accessory clips required • 24" expansion stop allows quick placement of fixture in standard grid spacing • Bars scored in two locations for fast, clean breaking, allowing housing installation in tight applications • Bars captive to mounting frame • Edge-mounted for extra strength • Captive bugle-headed ring shank nail for quick one-step installation and easy removal with claw hammer for fixture relocation • Quick-Loc slot (location identified on the mounting frame) and oversized locking set screw lock fixture in position • Bar hanger foot contoured to align to bottom of construction joist • Alternate mounting holes included.

Junction Box Pre-wired junction box provided with (5) ½" and (1) ¾" knockouts, (4) Non-metallic sheathed cable connectors and ground wire, U.L. listed/CSA certified for through-branch wiring, maximum 8 No. 12 AWG 90° C branch circuit conductors (4 in, 4 out) • Junction box provided with removable access plates • Knockouts equipped with pryout slots.

Mounting Frame 22-gauge die-formed galvanized steel mounting frame • Rough-in section (junction box, mounting frame, housing and bar hangers) fully assembled for ease of installation • Sight lines embossed on mounting frame to allow for easy viewing when aligning fixtures.

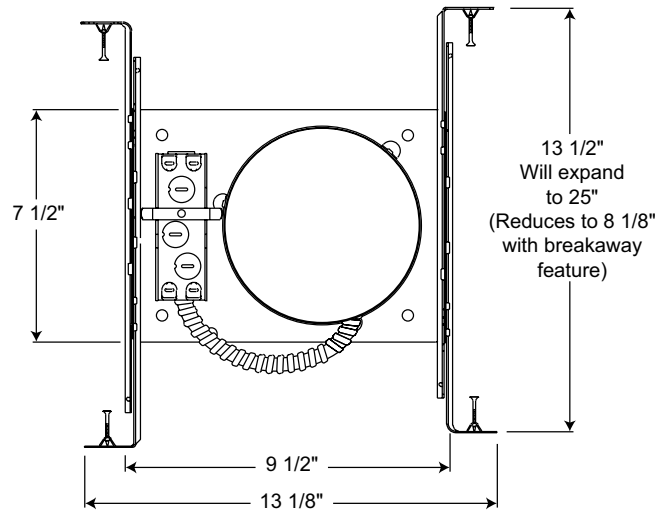
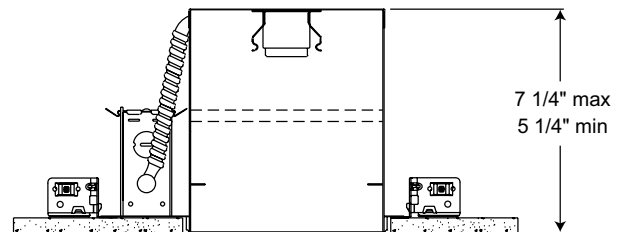
Housing TC housing, 22-gauge white painted steel • Housing is vertically adjustable to accommodate up to a 2" ceiling thickness • Adjustable height allows installation where vertical space is limited.

PRODUCT CODES

| Catalog Number | Input Voltage | Lamp Rating (max.) |
|----------------|---------------|---|
| TC2-CN | 120V | A19/A21/BR30/BR40/MR16/PART16/PAR20/PAR30/PAR30L/PAR38/R20/R30 (See reverse for max. trim rating) |




































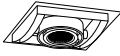












































REV-6/15

DIMENSIONS





6 7/8" CEILING CUTOUT

TRIMS/LAMPS

| Cat. No. | Description | Max. Lamp Rating | Cat. No. | Description | Max. Lamp Rating |
|---|---|---|--|--|------------------|
|  23B-WH | Pinhole with black baffle | 50W PAR20/R20 |  226B-WH | Black Cylinder w/Black Baffle | 60W PAR16 |
|  24B-WH | Conical Black Baffle | 75W PAR30L, 65W BR30 |  226W-WH | White Cylinder w/White Baffle | |
|  24B-SC | Conical Black Baffle | |  228-WH | R20 Regressed Eyeball | 50W PAR20/R20 |
|  24B-ABZ | Conical Black Baffle | |  229-WH | BR30 Regressed Eyeball | 75W PAR30 |
|  24B-BL | Conical Black Baffle | |  229-SC | BR30 Regressed Eyeball | |
|  24W-WH | Conical White Baffle | |  229-ABZ | BR30 Regressed Eyeball | |
|  25B-WH | Straight Black Baffle | 150W PAR38, 120W BR40 |  229-BL | BR30 Regressed Eyeball | |
|  25B-SC | Straight Black Baffle | |  248W-WH | R20 Eyeball in White Baffle | 50W PAR20/R20 |
|  25B-ABZ | Straight Black Baffle | |  249B-WH | BR30 Eyeball in Black Baffle | 75W PAR30 |
|  25B-BL | Straight Black Baffle | |  249W-WH | BR30 Eyeball in White Baffle | |
|  25W-WH | Straight White Baffle | |  264B-WH | PAR30 Adjustable Conical Black Baffle | 75W PAR30 |
|  26C-WH | Straight Cone - Clear Alzak® | 150W PAR38, 120W BR40 |  264W-WH | PAR30 Adjustable Conical White Baffle | |
|  26G-WH | Straight Cone - Gold Alzak® | |  267C-WH | PAR30 Adjustable Cone - Clear Alzak® | 75W PAR30 |
|  26B-WH | Straight Cone - Black Alzak® | |  267G-WH | PAR30 Adjustable Cone - Gold Alzak® | |
|  26PT-SC | Straight Cone - Pewter Alzak® | |  267B-WH | PAR30 Adjustable Cone - Black Alzak® | |
|  26W-WH | Straight Cone - Gloss White | |  267HZ-WH | PAR30 Adjustable Cone - Haze | |
|  26HZ-WH | Straight Cone - Haze | |  267WHZ-WH | PAR30 Adjustable Cone - Wheat Haze | |
|  26WHZ-WH | Straight Cone - Wheat Haze | |  XR30101WH | AVIO Square Gimbal Ring - White | 75W PAR30 |
|  27C-WH | Tapered Cone - Clear Alzak® | 75W PAR30L, 65W BR30 |  XR30101BL | AVIO Square Gimbal Ring - Black | |
|  27G-WH | Tapered Cone - Gold Alzak® | |  XR30101GP | AVIO Square Gimbal Ring - Graphite | |
|  27B-WH | Tapered Cone - Black Alzak® | |  XR30101SL | AVIO Square Gimbal Ring - Silver | |
|  27PT-SC | Tapered Cone - Pewter Alzak® | |  20-WH | Albalite | 75W A19 |
|  27W-WH | Tapered Cone - Gloss White | |  20-PW | Shower/Closet Light | |
|  27HZ-WH | Tapered Cone - Haze | |  240-WH | Albalite with Reflector | 100W A19 |
|  27WHZ-WH | Tapered Cone - Wheat Haze | |  240-PW | Shower/Closet Light | |
|  27WHZ-ABZ | Tapered Cone - Wheat Haze | |  21-WH | Drop Opal | 75W A19 |
|  28B-WH | Conical Black Baffle | 100W A19, 150W A21, 150W PAR38, 75W PAR30, 75W PAR30L, 85W BR30, 120W BR40 |  21-PW | Shower/Closet light | 75W A19 |
|  28W-WH | Conical White Baffle | |  241-WH | Drop Opal with Reflector | 100W A19 |
|  29C-WH | Deep Cone - Clear | |  241-PW | Shower/Closet Light | |
|  29W-WH | Deep Cone - White | |  242-WH | Shower Trim, Frosted Lens with Clear Center | 120W PAR38 |
|  230CB-WH | Economy Multiplier - Clear w/Black Baffle | 100W A19 |  242-SC | Fresnel | 75W A19 |
|  230CW-WH | Economy Multiplier - Clear w/White Baffle | |  242-ABZ | Frosted lens | 75W A19 |
|  232C-WH | Multiplier - Clear Alzak® | 100W A19, 150W A21 |  261B-WH | Scoop Wall Wash w/Black Baffle | 75W A19 |
|  232G-WH | Multiplier - Gold Alzak® | |  261W-WH | Scoop Wall Wash w/White Baffle | |
|  232W-WH | Multiplier - Gloss White | 100W A19, 150W A21 |  243-WH | Decorative Swirled Etched Opal Glass | 100W A19 |
|  232HZ-WH | Multiplier - Haze | 100W A19, 150W A21 |  9324-SC | Luminous Disc (Frosted) | 65W BR30 |
|  232WHZ-WH | Multiplier - Wheat Haze | 100W A19, 150W A21 |  9702 | Luminous Collar (Frosted) | 75W BR30 |
|  233C-WH | Multiplier in Clear Alzak® w/Black Baffle | 100W A19, 150W A21 |  9024W-WH | White Octagonal w/White Baffle | 65W BR30 |
|  244B-WH | Shallow Black Baffle | 75W PAR30/30L, 65W BR30 |  9524-SC | Chrome Band | 65W BR30 |
|  244W-WH | Shallow White Baffle | |  9900-WH ♦ | Fluted Opal Lens | 75W A19 |
| 247C-WH | Shallow Cone - Clear Alzak® | 75W PAR30/30L, 65W BR30 | | | |
| 247G-WH | Shallow Cone - Gold Alzak® | | | | |
| 247B-WH | Shallow Cone - Black Alzak® | | | | |
| 247HZ-WH | Shallow Cone - Haze | | | | |
| 247WHZ-WH | Shallow Cone - Wheat Haze | | | | |
| 250-WH | Open Frame | 65W BR30 | | | |
| 250-SC | Open Frame | | | | |
| 250-ABZ | Open Frame | | | | |
| 251-WH | Open Frame | 120W BR40, 250W R40 Heat Lamp | | | |
| 254B-WH | Deep Baffle - Black | 75W PAR30, 100W PAR38 | | | |
| 254W-WH | Deep Baffle - White | | | | |
| 257C-WH | Deep Cone - Clear Alzak® | 75W PAR30, 100W PAR38 | | | |
| 257B-WH | Deep Cone - Black Alzak® | | | | |
| 257G-WH | Deep Cone - Gold Alzak® | | | | |
| 257HZ-WH | Deep Cone - Haze | | | | |
| 257WHZ-WH | Deep Cone - Wheat Haze | | | | |
| 224B-WH | Gimbal in Black Baffle | 150W PAR38/3 Side Prong | | | |
| 224W-WH | Gimbal in White Baffle | | | | |
| | Can also be used w/med. screw base lamps | | | | |

LOW VOLTAGE TRIMS WITH TRANSFORMER *

| | | |
|--|---|----------|
|  424B-WH | Downlight or Adjustable w/Black Baffle | 50W MR16 |
|  427W-WH | White Cylinder w/White Baffle/White Bezel | 50W MR16 |

Trim Size: 7 $\frac{3}{4}$ " O.D. (except Cat. Nos. 20, 21, 22, 228, 229, 240, 241, 251, 9000, 9024 - 8" O.D., Cat. No. 9702 - 7 $\frac{3}{4}$ " O.D.).
 Trim Finish: ABZ - Classic Aged Bronze, BL - Black, GP - Graphite, PW - Plastic White (Polycarbonate material shower trim), SC - Satin Chrome, SL - Silver, WH - White.
 * Use dimmers specifically designed for low voltage magnetic transformers.
 Alzak is a registered trademark of Alcoa Corp.

Note: In Canada when insulation is present, Type IC fixtures must be used.

1300 S. Wolf Road • Des Plaines, IL 60018 • Phone (847) 827-9880 • Fax (847) 827-2925
 220 Chrysler Drive • Brampton, Ontario • Canada L6S 6B6 • Phone (905) 792-7335 • Fax (905) 792-0064
 Visit us at www.junolightinggroup.com
 Printed in U.S.A. ©2016 Acuity Brands Lighting, Inc.