


# LED FIXTURE

## SSL Series

# LED Area Light SSL-AL

Outstanding photometric performance, excellent uniform illumination, low profile construction, high efficacy and long lifespan, it's ideal for commercial lighting application.



### Features & Benefits

- cELT listed, DLC Premium, LM79 and LM80 certified
- Die-cast aluminum with durable dark bronze finish
- UL Class II LED driver, 0-10V dimming  
PF>0.98, efficacy 125~130 LPW
- IES Type V and Type III for optimized light distribution  
(Type III lens and Type V lens)
- Optional installation of Slipfitter, Yoke and Pole Mount, mounting ordered separately

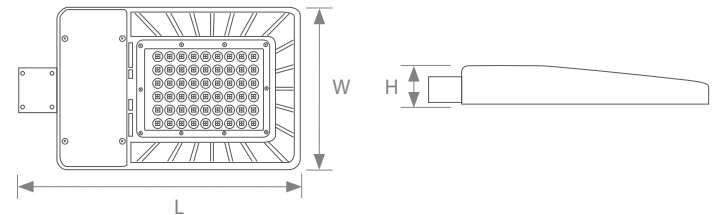
- Motion sensor, microwave 120-277V and photocell, factory ordered
- 5000K and 4000K available
- CRI>70, L70 @ 50,000 Hrs
- Voltage 120-277V/200-480V
- IP65 rated, wet location

### Warranty

- 5-year limited warranty in commercial use from the date of purchase
- Operating temperature range between -20°C and +50°C

### Applications

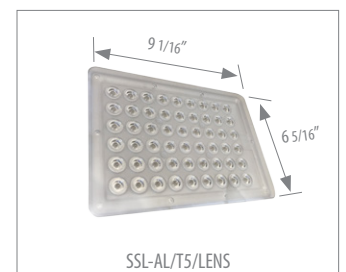


Parks, Shopping Malls, Outlets, Plazas, City Halls, Historical Sites, Road Lighting



### Ordering Information Example: SSL-AL/T3/150W/50/HVU/DB/D

Family Name	Fixture Type	Light Distribution Type	Wattage	CCT	Voltage (V)	Body Finish	Dimmable	Options
SSL (Solid State Lighting)	AL (Area Lighter)	T3 (Type III)*	70W 100W 150W 200W 240W 300W	40 (4000K) 50 (5000K)	UNV (120-277V) HVU (200-480V)	DB (Dark Bronze)	D (Dimmable)	SSL-AL/ARM-SSF/DB SSL-AL/YOKE-MTG/DB SSL-AL/SQ-RD-MTG/DB SSL-AL/T5/LENS SSL-AL/PLATE/M SSL-AL/PLATE/L SSL-AL/WP/WC SSL-AL/HS/M SSL-AL/HS/L SSL-FL/SB/ARM-SSF/DB

\* Type III is default, you can order the optional lens separately for Type V (T5).



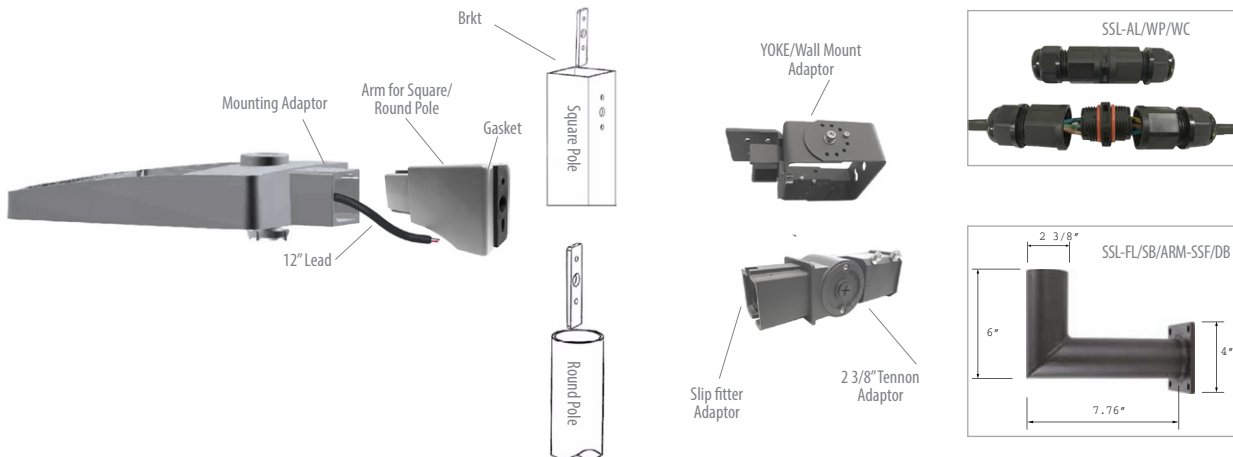
# LED Area Light

## SSL-AL

### Product Specification

Ordering Code	DLC Premium	Model Number	Wattage (W)	Input Voltage (V)	Hour Rating	Optics/ Distribution	Initial Delivered Lumens (lm)	CCT (K)	CRI	Dimension L×W×H(inch)	Case QTY.
3666133	Y	SSL-AL/T3/70W/40/UNV/DB/D	70	120-277	50,000	Type III	10,000	4000	70	18.5 X 10.5 X 3.54	1
3666134	Y	SSL-AL/T3/70W/50/UNV/DB/D	70	120-277	50,000	Type III	10,000	5000	70	18.5 X 10.5 X 3.54	1
3666235	Y	SSL-AL/T3/100W/40/HVU/DB/D	100	200-480	50,000	Type III	14,500	4000	70	18.5 X 10.5 X 3.54	1
3666135	Y	SSL-AL/T3/100W/40/UNV/DB/D	100	120-277	50,000	Type III	14,500	4000	70	18.5 X 10.5 X 3.54	1
3666236	Y	SSL-AL/T3/100W/50/HVU/DB/D	100	200-480	50,000	Type III	14,500	5000	70	18.5 X 10.5 X 3.54	1
3666136	Y	SSL-AL/T3/100W/50/UNV/DB/D	100	120-277	50,000	Type III	14,500	5000	70	18.5 X 10.5 X 3.54	1
3667223	Y	SSL-AL/T3/150W/40/HVU/DB/D	150	200-480	50,000	Type III	21000	4000	70	18.5 X 10.5 X 3.54	1
3667121	Y	SSL-AL/T3/150W/40/UNV/DB/D	150	120-277	50,000	Type III	21000	4000	70	18.5 X 10.5 X 3.54	1
3667224	Y	SSL-AL/T3/150W/50/HVU/DB/D	150	200-480	50,000	Type III	21,000	5000	70	18.5 X 10.5 X 3.54	1
3667122	Y	SSL-AL/T3/150W/50/UNV/DB/D	150	120-277	50,000	Type III	21,000	5000	70	18.5 X 10.5 X 3.54	1
3667225	Y	SSL-AL/T3/200W/40/HVU/DB/D	200	200-480	50,000	Type III	28,800	4000	70	21.5 X 16.9 X 3.54	1
3667123	Y	SSL-AL/T3/200W/40/UNV/DB/D	200	120-277	50,000	Type III	28,800	4000	70	21.5 X 16.9 X 3.54	1
3667226	Y	SSL-AL/T3/200W/50/HVU/DB/D	200	200-480	50,000	Type III	28,800	5000	70	21.5 X 16.9 X 3.54	1
3667124	Y	SSL-AL/T3/200W/50/UNV/DB/D	200	120-277	50,000	Type III	28,800	5000	70	21.5 X 16.9 X 3.54	1
3667227	Y	SSL-AL/T3/240W/40/HVU/DB/D	240	200-480	50,000	Type III	34,800	4000	70	21.5 X 16.9 X 3.54	1
3667125	Y	SSL-AL/T3/240W/40/UNV/DB/D	240	120-277	50,000	Type III	34,800	4000	70	21.5 X 16.9 X 3.54	1
3667228	Y	SSL-AL/T3/240W/50/HVU/DB/D	240	200-480	50,000	Type III	34,800	5000	70	21.5 X 16.9 X 3.54	1
3667126	Y	SSL-AL/T3/240W/50/UNV/DB/D	240	120-277	50,000	Type III	34,800	5000	70	21.5 X 16.9 X 3.54	1
3668206	Y	SSL-AL/T3/300W/40/HVU/DB/D	300	200-480	50,000	Type III	44,000	4000	70	21.5 X 16.9 X 3.54	1
3668106	Y	SSL-AL/T3/300W/40/UNV/DB/D	300	120-277	50,000	Type III	44,000	4000	70	21.5 X 16.9 X 3.54	1
3668207	Y	SSL-AL/T3/300W/50/HVU/DB/D	300	200-480	50,000	Type III	44,000	5000	70	21.5 X 16.9 X 3.54	1
3668107	Y	SSL-AL/T3/300W/50/UNV/DB/D	300	120-277	50,000	Type III	44,000	5000	70	21.5 X 16.9 X 3.54	1
3660078		SSL-AL/ARM-SSF/DB	Male Adjustable Slip Fitter for Area Light , 3x18AWG SJTW Cable Installed , Dark Bronze								
3660079		SSL-AL/YOKE-MTG/DB	Male Adjustable Trunnion Mounting for Area Light , Dark Bronze (** for use with SSL-AL/WP/WC)								
3660080		SSL-AL/SQ-RD-MTG/DB	Universal Male Straight Arm for Square/Round Pole , Dark Bronze								
3660081		SSL-AL/T5/LENS	SSL-AL Type V Lens								
3660082		SSL-AL/PLATE/M	SSL-AL Drilled Driver Compartment Cover for Motion Sensor 70/100/150W, Dark Bronze								
3660083		SSL-AL/PLATE/L	SSL-AL Drilled Driver Compartment Cover for Motion Sensor 200/240/300W, Dark Bronze								
3660084		SSL-AL/WP/WC	SSL-AL Wire to Wire Connector IP68, 450VAC, GA, AWG 20-14 Black (** Suggested use with SSL-AL/YOKE-MTG/DB)								
3660085		SSL-AL/HS/M	House Shield for SSL-AL 70/100/160W , Dark Bronze								
3660086		SSL-AL/HS/L	House Shield for SSL-AL 200/240/300W , Dark Bronze								
3660016		SSL-FL/SB/ARM-SSF/DB	90° Wall Mount with 2-3/8" O.D. Tenon								

### Mounting Options



The 90° wall mount bracket with 2-3/8" tenon attaches an floodlight to almost any surface: wall, roof, or wood pole. Provides wiring access and built-in 2-3/8" O.D. tenon to mount a fixture with our adjustable slipfitter. Suggested 3/8" diameter bolts for mounting. Mounting holes are spaced 3-1/4" apart.